


Count & Graph

Name: _____

Directions: Count each shape and then color the graph using the color key.



Color Key:

<input type="checkbox"/>	orange
--------------------------	--------

<input type="checkbox"/>					
<input type="checkbox"/>					
<input type="checkbox"/>					
<input type="checkbox"/>					

Answer Key

Color Key:

<input type="checkbox"/>	orange
<input type="checkbox"/>	brown
<input type="checkbox"/>	red
<input type="checkbox"/>	yellow


<input type="checkbox"/>						
<input type="checkbox"/>						
<input type="checkbox"/>						
<input type="checkbox"/>						

YOU MAY ALSO ENJOY THESE ACTIVITIES

FUN EARLY Learning math / numbers / shapes

Math Program

Complete Lesson Plans & Hands-on Activities




Preschool / Pre-K / Kindergarten / RTI

www.FunEarlyLearning.com

FUN EARLY Learning literacy / letters / phonics / writing

Letters & Phonics Curriculum

Fun Lesson Plans & Hands-on Activities



www.FunEarlyLearning.com

FUN EARLY Learning literacy / letters / math / numbers / shapes


Play Dough Fun with TURKEYS!



www.FunEarlyLearning.com

FUN EARLY Learning math / numbers / counting / quantifying

Turkey Number Sense Math Center Activity!



www.FunEarlyLearning.com

Terms of Use:

You may:

- download this file by visiting FunEarlyLearning.com.
- save this file to your computer.
- print and use as many copies as you'd like for personal use in your classroom or at home where NO profit/money is made, and shall in no way be for commercial purposes or made available through any media.
- share the link to our Fun Early Learning blog page where this printable can be downloaded.

You may not:

- download this file from any site other than FunEarlyLearning.com.
- link directly to this pdf. You may direct people to the Fun Early Learning web page where this pdf is located.
- claim this file as your own.
- alter this electronic file, whether it be deletion, addition, or any matter.
- sell or in any way profit from this electronic file.
- print this file and then sell that printed copy to others.
- store or distribute this file on any other website or another location where others are able to electronically retrieve it (such as Dropbox, One Drive, Facebook, etc.).
- email or send this file in any way to anyone. They must download it themselves directly from our website.

Copyright

All Content included on this website, such as text, graphics, logos, images, and software, is the property of the Fun Early Learning or its Content suppliers and is protected by the U.S. and international copyright laws. The reproduction, modification, distribution, republication, display or performance of the Content on this website is strictly prohibited.

This file is for personal or classroom use only. It is not for commercial use. By using it, you agree that you will not copy or reproduce this file except for your own personal, non-commercial use.

Questions?

If you are unclear about our Terms of Use, we're happy to help! Please email us at info@FunEarlyLearning.com and ask before making a purchase or downloading if your intended use is not covered by what is written here. We'll do our best to respond promptly. 😊

Thanksgiving Count & Graph

About:

Thank you so much for downloading this product! We hope it will be a great resource for you and that you will love it as much as we do! Please don't hesitate to contact us if you have any questions or concerns. We're here to help in any way we can.

Please note that the directions contain affiliate links.

Prep:

Step 1: Print page 5-7 in black & white. Pages 8-10 are answer keys.

Step 2: Gather [crayons](#) / [markers](#) / [colored pencils](#).

Directions:

Step 1: Count each shape and then color the graph using the color key.


Step 2: Color the picture.

Check out our website for more freebies, ideas, and teaching tips!





www.FunEarlyLearning.com





Name: _____

Directions: Count each shape and then color the graph using the color key.




Color Key:

-  orange
-  brown
-  red
-  yellow





							
							
							
							


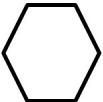


Name: _____

Directions: Count each shape and then color the graph using the color key.




Color Key:

-  purple
-  brown
-  orange
-  blue





							
							
							
							





Name: _____

Directions: Count each shape and then color the graph using the color key.




Color Key:





-  red
-  green
-  yellow
-  brown





							
							
							
							

Answer Key




Color Key:





-  orange
-  brown
-  red
-  yellow


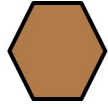


	orange	orange	orange	orange	orange	orange	orange
	brown	brown	brown	brown	brown		
	red	red	red	red			
	yellow	yellow	yellow	yellow	yellow		

Answer Key




Color Key:





-  purple
-  brown
-  orange
-  blue





							
							
							
							

Answer Key



Color Key:

-  red
-  green
-  yellow
-  brown

	red	red	red	red	red		
	green	green	green	green			
	yellow	yellow					
	brown	brown	brown	brown	brown	brown	brown