




# Thanksgiving Bingo

Fun Holiday Game!




## YOU MAY ALSO ENJOY THESE ACTIVITIES

FUN EARLY Learning math / numbers / shapes

### Math Program

Complete Lesson Plans & Hands-on Activities




Preschool / Pre-K / Kindergarten / RTI

www.FunEarlyLearning.com

FUN EARLY Learning literacy / letters / phonics / writing

### Letters & Phonics Curriculum

Fun Lesson Plans & Hands-on Activities



www.FunEarlyLearning.com

FUN EARLY Learning literacy / letters / math / numbers / shapes


### Play Dough Fun with TURKEYS!



www.FunEarlyLearning.com

FUN EARLY Learning math / numbers / counting / quantifying

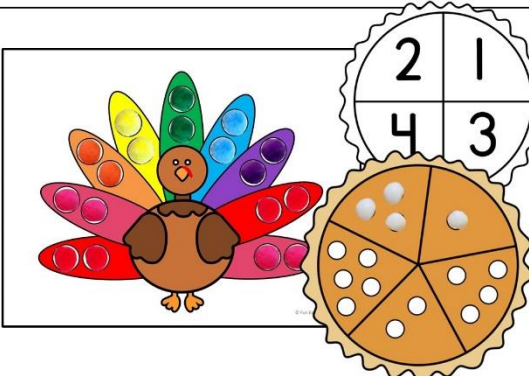
### Turkey Number Sense Math Center Activity!



www.FunEarlyLearning.com

FUN EARLY Learning math / numbers / counting / Thanksgiving

### Thanksgiving Counting Free Pom Pom Math Activity



www.FunEarlyLearning.com

FUN EARLY Learning literacy / letters / math / numbers / shapes

### Play Dough Fun with PUMPKINS!



www.FunEarlyLearning.com





## Terms of Use:

### You may:

- download this file by visiting [FunEarlyLearning.com](http://FunEarlyLearning.com).
- save this file to your computer.
- print and use as many copies as you'd like for personal use in your classroom or at home where NO profit/money is made, and shall in no way be for commercial purposes or made available through any media.
- share the link to our Fun Early Learning blog page where this printable can be downloaded.

### You may not:

- download this file from any site other than [FunEarlyLearning.com](http://FunEarlyLearning.com).
- link directly to this pdf. You may direct people to the Fun Early Learning web page where this pdf is located.
- claim this file as your own.
- alter this electronic file, whether it be deletion, addition, or any matter.
- sell or in any way profit from this electronic file.
- print this file and then sell that printed copy to others.
- store or distribute this file on any other website or another location where others are able to electronically retrieve it such as Dropbox, One Drive, Facebook, etc.).
- email or send this file in any way to anyone. They must download it themselves directly from our website.

## Copyright

All Content included on this website, such as text, graphics, logos, images, and software, is the property of the Fun Early Learning or its Content suppliers and is protected by the U.S. and international copyright laws. The reproduction, modification, distribution, republication, display or performance of the Content on this website is strictly prohibited.

**This file is for personal or classroom use only. It is not for commercial use. By using it, you agree that you will not copy or reproduce this file except for your own personal, non-commercial use.**

## Questions?

If you are unclear about our Terms of Use, we're happy to help! Please email us at [info@ FunEarlyLearning.com](mailto:info@FunEarlyLearning.com) and ask before making a purchase or downloading if your intended use is not covered by what is written here. We'll do our best to respond promptly. 😊

## Thanksgiving Bingo

### About:

Thank you so much for downloading this product! We hope it will be a great resource for you and that you will love it as much as we do! Please don't hesitate to contact us if you have any questions or concerns. We're here to help in any way we can.

Dab-a-Dot Numbers Q-Tip Painting activity is a fun way to teach children number identification, number formation, and to build fine motor skills! Children will dip a q-tip in paint and dab a dot in the center of each dot on the page. They will then trace the numbers at the bottom and write their own on the remaining line.

*Please note that the directions contain affiliate links.*

### Prep:

**Step 1:** Print and [laminare](#) the following pages 4-16 in color or pages 17-28 in black and white.

**Step 2:** Cut out the calling cards following the black lines on pages 15 and 16 or on pages 27 and 28.

**Step 3:** Gather [bingo chips](#) or something to place over the pictures as they're called.

### Directions:

**Step 1:** Give everyone a bingo mat. Place a chip over the 'Happy Thanksgiving' picture in the middle.

**Step 2:** Hold up a calling card and have the student's place a bingo chip on the matching picture if their mat has it.

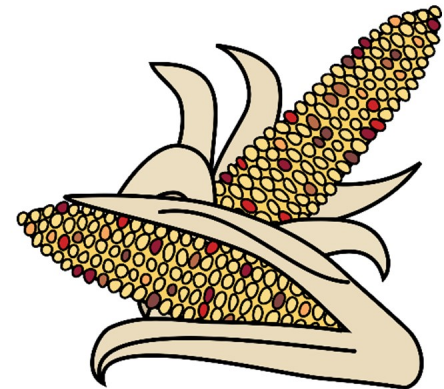




**Step 3:** Continue to hold up the calling cards until someone gets 3 across, 3 down, or 3 diagonal and calls BINGO!

**Check out our website for more freebies, ideas and teaching tips!**







[www.FunEarlyLearning.com](http://www.FunEarlyLearning.com)






# THANKSGIVING BINGO



# THANKSGIVING BINGO



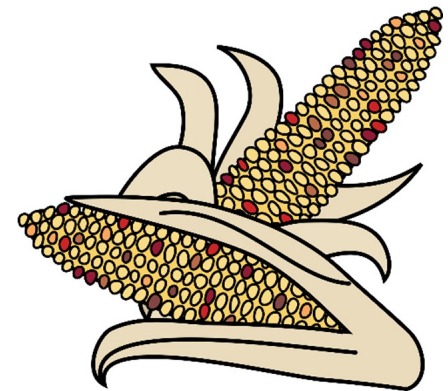




# THANKSGIVING BINGO












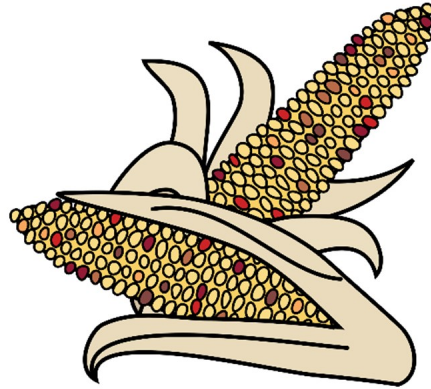
# THANKSGIVING BINGO



# THANKSGIVING BINGO










# THANKSGIVING BINGO



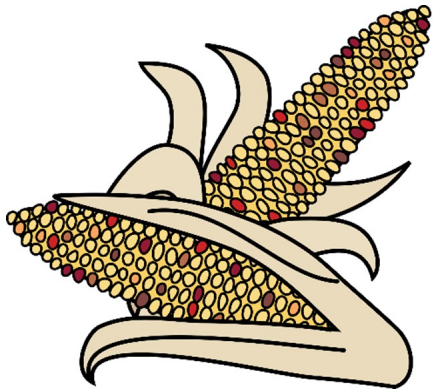








# THANKSGIVING BINGO



# THANKSGIVING BINGO





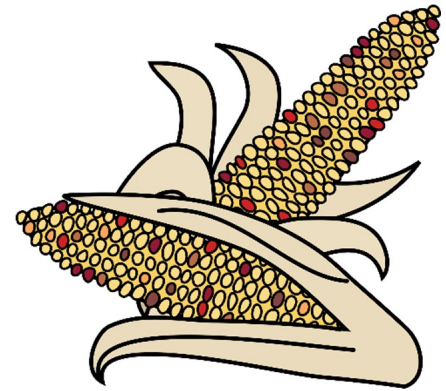




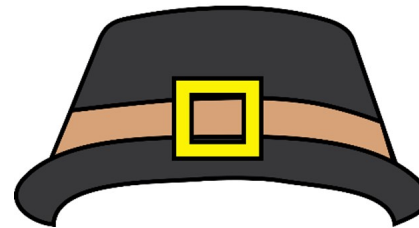




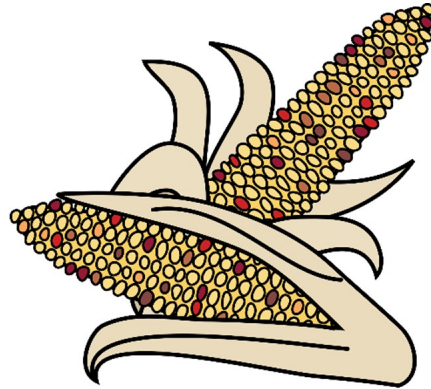



# THANKSGIVING BINGO










# THANKSGIVING BINGO
















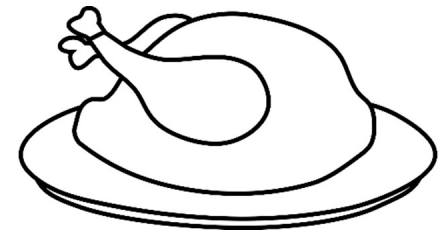









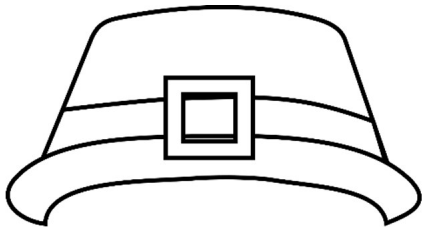



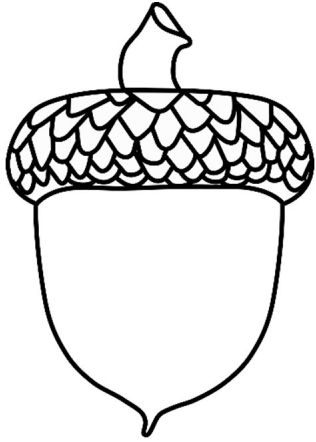
# THANKSGIVING BINGO



# THANKSGIVING BINGO




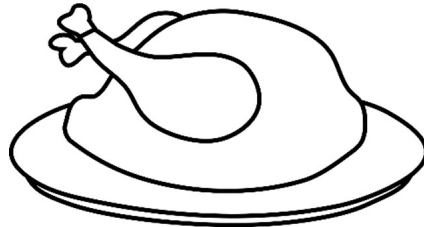



# THANKSGIVING BINGO






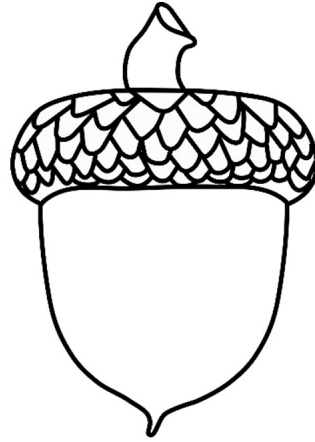








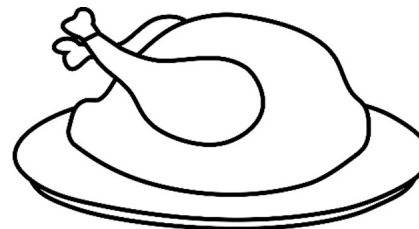




# THANKSGIVING BINGO



# THANKSGIVING BINGO

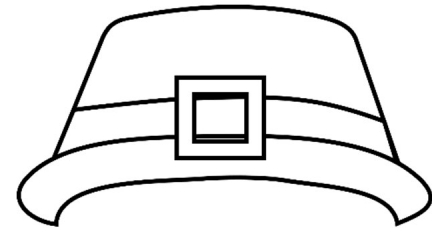








# THANKSGIVING BINGO

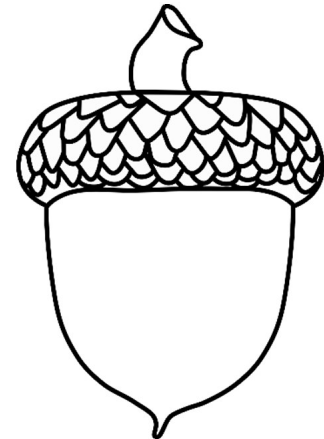











# THANKSGIVING BINGO



# THANKSGIVING BINGO



# THANKSGIVING BINGO





# THANKSGIVING BINGO

