

Superhero Says Articulation Practice

Play Dough Speech Activity!

Final Sounds

Superhero Says

... 5 times. Then cover it with playdough.

A grid of 10 superhero characters, each holding a colored circle. Below each circle is a word starting with that color. The words are: banana (green), cheetah (purple), iguana (red), koala (teal), pizza (orange), umbrella (yellow), zebra (pink), and zinnia (magenta). There are also two more characters with circles but no words are visible below them.

Superhero Says

... 5 times. Then cover it with playdough.

A grid of 10 superhero characters, each holding a colored circle. Below each circle is a word starting with that color. The words are: broccoli (green), bccoli (orange), candy (purple), cookie (pink), fairy (blue), key (red), knee (yellow), and tree (green). There are also two more characters with circles but no words are visible below them.





Terms of Use:

You may:

- download this file by visiting FunEarlyLearning.com.
- save this file to your computer.
- print and use as many copies as you'd like for personal use in your classroom or at home where NO profit/money is made, and shall in no way be for commercial purposes or made available through any media.
- share the link to our Fun Early Learning blog page where this printable can be downloaded.

You may not:

- download this file from any site other than FunEarlyLearning.com.
- link directly to this pdf. You may direct people to the Fun Early Learning web page where this pdf is located.
- claim this file as your own.
- alter this electronic file, whether it be deletion, addition, or any matter.
- sell or in any way profit from this electronic file.
- print this file and then sell that printed copy to others.
- store or distribute this file on any other website or another location where others are able to electronically retrieve it such as Dropbox, One Drive, Facebook, etc.).
- email or send this file in any way to anyone. They must download it themselves directly from our website.

Copyright

All Content included on this website, such as text, graphics, logos, images, and software, is the property of the Fun Early Learning or its Content suppliers and is protected by the U.S. and international copyright laws. The reproduction, modification, distribution, republication, display or performance of the Content on this website is strictly prohibited.

This file is for personal or classroom use only. It is not for commercial use. By using it, you agree that you will not copy or reproduce this file except for your own personal, non-commercial use.

Questions?

If you are unclear about our Terms of Use, we're happy to help! Please email us at [info@ FunEarlyLearning.com](mailto:info@FunEarlyLearning.com) and ask before making a purchase or downloading if your intended use is not covered by what is written here. We'll do our best to respond promptly. 😊

Superhero Says Articulation Practice – Final Sounds

About:

Thank you so much for downloading this product! We hope it will be a great resource for you and that you will love it as much as we do! Please don't hesitate to contact us if you have any questions or concerns. We're here to help in any way we can.

Our Superhero Says Articulation Practice – Final Sounds activity helps children work on pronouncing final sounds that they're struggling with. You can choose to use all 19 mats, or focus on the sound that your child is struggling with (please note there isn't a mat for letters h, i, q, u, w, x and y). Children love using play dough with this activity and stay engaged and excited to continue learning!

Prep:

Step 1: Print pages 4-22 single or double-sided in color.

Step 2: Laminate the pages or insert into page protectors.

Step 3: Grab play dough and enjoy!

Directions:

Step 1: Say the focus letter in the top left banner and it's corresponding sound(s).

Step 2: Point to the first superhero and say the name of the picture in their circle at least 5 times. Try to make the focus sound as well as you can. Once you've said the picture name 5 times, cover it with play dough.

Step 3: Continue step 2 for every superhero on the page. For added fun, can you think of anything else that ends with the focus letter?

Check out our website for more freebies, ideas and teaching tips!

www.FunEarlyLearning.com

Final A

Superhero Says


Say each picture / word 5 times. Then cover it with playdough.




banana



cheetah



iguana



koala




pizza



umbrella



zebra




zinnia

Final B

Superhero Says

Say each picture / word 5 times. Then cover it with playdough.



bathtub



bib




crab



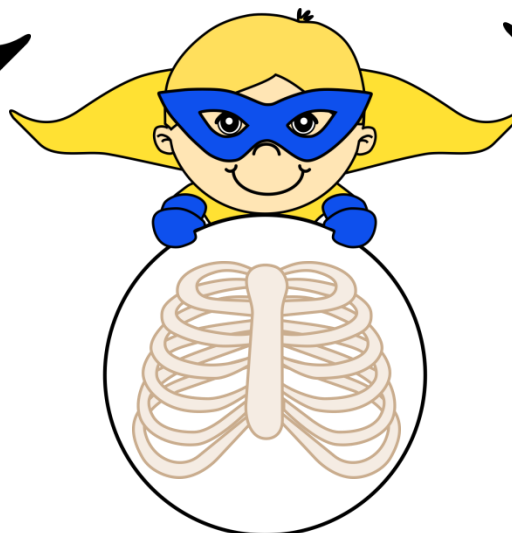
crib




globe



lightbulb



rib




sub

Final C

Superhero Says


Say each picture / word 5 times. Then cover it with playdough.




block




book



dock




fork




hook



ink



lock




sock

Final D

Superhero Says


Say each picture / word 5 times. Then cover it with playdough.



bird




chalkboard



checkerboard




cloud




gold



keyboard



seaweed




wand

Final E

Superhero Says

Say each picture / word 5 times. Then cover it with playdough.




bee



broccoli



candy




cookie




fairy



key



knee



tree

Final F

Superhero Says

Say each picture / word 5 times. Then cover it with playdough.




giraffe




handcuff



knife




leaf




loaf



photograph



scarf



sheriff


Final G

Superhero Says


Say each picture / word 5 times. Then cover it with playdough.




dog




egg



fishing




flag




frog



jug



ladybug




orange

Final J

Superhero Says

Say each picture / word 5 times. Then cover it with playdough.




bridge



cabbage



cage




fudge




garbage



package



page



sausage


Final K

Superhero Says

Say each picture / word 5 times. Then cover it with playdough.



backpack




block



cake




clock




dock



duck



hook




truck

Final L

Superhero Says

Say each picture / word 5 times. Then cover it with playdough.




angel



apple



ball




coral



football



owl



shell



squirrel

Final M

Superhero Says


Say each picture / word 5 times. Then cover it with playdough.




alarm




drum



ham




honeycomb




inchworm



lamb



ram



worm

Final N

Superhero Says

Say each picture / word 5 times. Then cover it with playdough.



acorn




airplane



button




clown




kitten



lion



moon




unicorn

Final 0

Superhero Says


Say each picture / word 5 times. Then cover it with playdough.




arrow




bingo



hippo



igloo




kangaroo



piano



superhero




tomato

Final P

Superhero Says

Say each picture / word 5 times. Then cover it with playdough.




cap




cup



envelope




jumprope




lamp



lollipop



mop




soap

Final R

Superhero Says


Say each picture / word 5 times. Then cover it with playdough.



alligator



anchor



car




caterpillar



ear



flower



ladder



soccer


Final S

Superhero Says


Say each picture / word 5 times. Then cover it with playdough.



bus




cheese




dice




earrings




glasses



grapes



mouse




sunglasses

Final T

Superhero Says

Say each picture / word 5 times. Then cover it with playdough.



ant




basket




cat




donut




elephant



heart



kite




robot

Final V

Superhero Says

Say each picture / word 5 times. Then cover it with playdough.




beehive




dove




five



glove




microwave



olive



stove




wave

Final Z

Superhero Says


Say each picture / word 5 times. Then cover it with playdough.



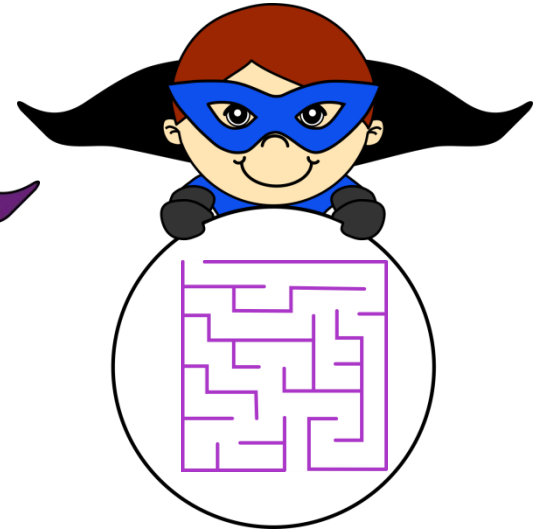
buzz



cows



hose




maze




news



nose



peas



toes