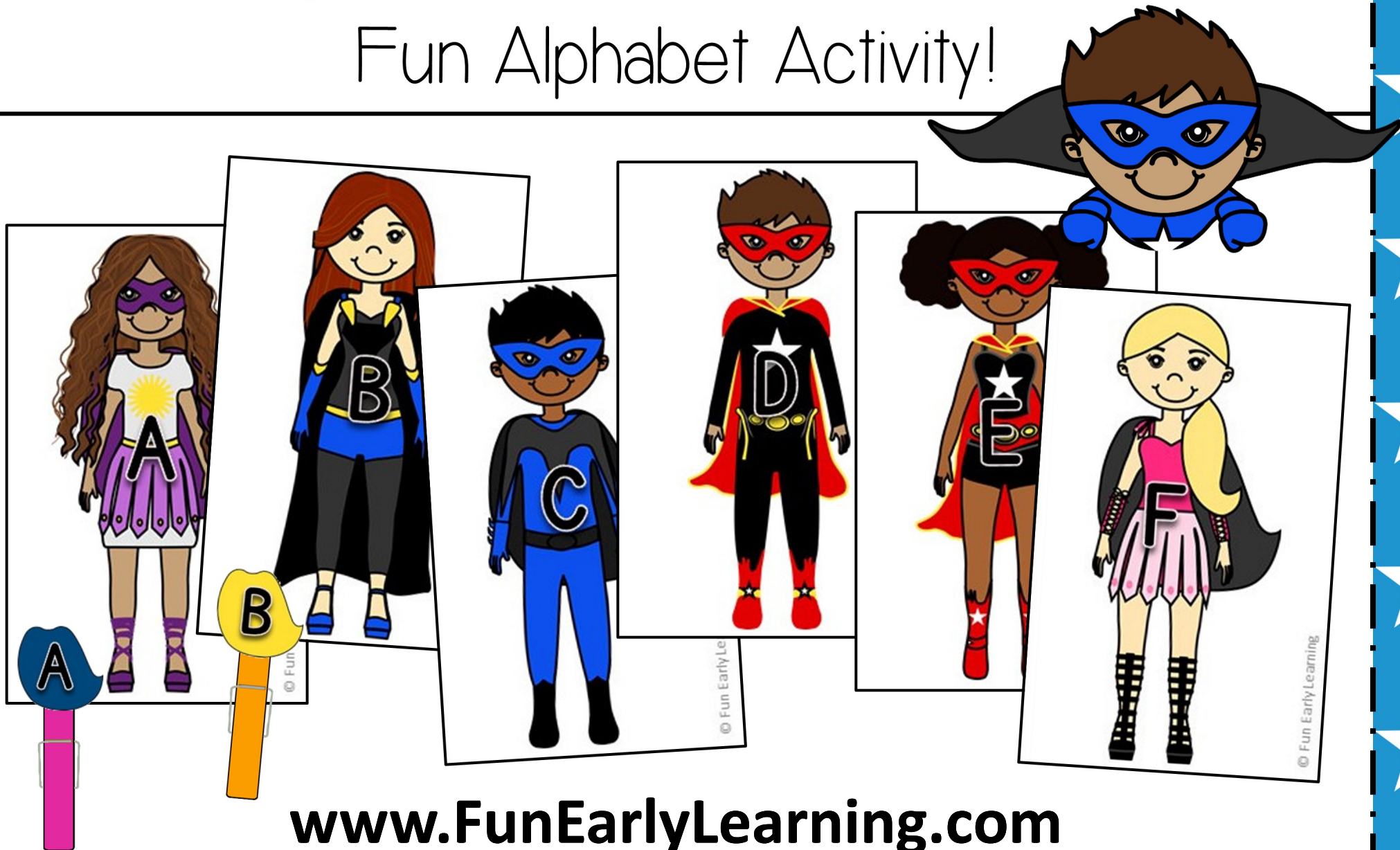


Superhero Letter Rescue

Fun Alphabet Activity!




YOU MAY ALSO ENJOY THESE ACTIVITIES

FUN EARLY Learning math / numbers / shapes

Math Program

Complete Lesson Plans & Hands-on Activities




Preschool / Pre-K / Kindergarten / RTI

www.FunEarlyLearning.com

FUN EARLY Learning literacy / letters / phonics / writing

Letters & Phonics Curriculum

Fun Lesson Plans & Hands-on Activities




www.FunEarlyLearning.com

FUN EARLY Learning literacy / letters / sounds / writing

Learning Letters

Hands-on Activities Binder



www.FunEarlyLearning.com

FUN EARLY Learning literacy / letters / phonics

Letter Search & Match

Fun Alphabet Activity




www.FunEarlyLearning.com

FUN EARLY Learning literacy / letters / phonics

Alphabet Letter Mazes

Literacy Center Activity




www.FunEarlyLearning.com

FUN EARLY Learning literacy / letters / phonics / writing

Interactive Notebook

Letters & Sounds



www.FunEarlyLearning.com



Terms of Use:

You may:

- download this file by visiting FunEarlyLearning.com.
- save this file to your computer.
- print and use as many copies as you'd like for personal use in your classroom or at home where NO profit/money is made, and shall in no way be for commercial purposes or made available through any media.
- share the link to our Fun Early Learning blog page where this printable can be downloaded.

You may not:

- download this file from any site other than FunEarlyLearning.com.
- link directly to this pdf. You may direct people to the Fun Early Learning web page where this pdf is located.
- claim this file as your own.
- alter this electronic file, whether it be deletion, addition, or any matter.
- sell or in any way profit from this electronic file.
- print this file and then sell that printed copy to others.
- store or distribute this file on any other website or another location where others are able to electronically retrieve it such as Dropbox, One Drive, Facebook, etc.).
- email or send this file in any way to anyone. They must download it themselves directly from our website.

Copyright

All Content included on this website, such as text, graphics, logos, images, and software, is the property of the Fun Early Learning or its Content suppliers and is protected by the U.S. and international copyright laws. The reproduction, modification, distribution, republication, display or performance of the Content on this website is strictly prohibited.

This file is for personal or classroom use only. It is not for commercial use. By using it, you agree that you will not copy or reproduce this file except for your own personal, non-commercial use.

Questions?

If you are unclear about our Terms of Use, we're happy to help! Please email us at [info@ FunEarlyLearning.com](mailto:info@FunEarlyLearning.com) and ask before making a purchase or downloading if your intended use is not covered by what is written here. We'll do our best to respond promptly. 😊

Superhero Letter Rescue

About:

Thank you so much for downloading this product! We hope it will be a great resource for you and that you will love it as much as we do! Please don't hesitate to contact us if you have any questions or concerns. We're here to help in any way we can.

If you love this activity, please leave us a review in our store. We'd love to hear from you.

Our Superhero Letter Rescue activity helps children develop their fine motor skills, independence, attention-span, self-confidence, problem solving and early literacy skills. It corresponds to Common Core Standards RF.K.1.D and RF.K.3.A as children identify upper- and lowercase letters and letter-sound correspondence.

Please note the directions contain affiliate links.

Prep:

Step 1: Print all pages single-sided in color and [laminare](#) or print on [cardstock](#) and use as is.

Step 2: Cut out the superhero cards and the capes.

Step 3: Glue them onto [clothespins](#) using a [hot glue gun](#) and [glue sticks](#).

Directions:

Step 1: Place the superhero cards on the table and either the upper- or lowercase letter cape clothespins.

Step 2: Pick up a superhero card and say the letter on it. What sound(s) does it make?

Step 3: Find the matching clothespin cape and clip it onto the superhero card. Continue steps 2 and 3 until all cards and capes are matched.

Variations:

1. For children just beginning to recognize letters, start by matching the uppercase cape [clothespins](#) to the superhero cards. As those are mastered, begin introducing the lowercase letter capes.
2. Using the superhero cards only, arrange them in order for A-Z.
3. Tie a piece of string between two items so it hangs like a clothesline (i.e. between the legs of a table). As you match the letter cape clothespins to the superhero cards, hang them on the clothesline in order from A-Z. Once you have hung all of the superhero cards, count them to see how many there are.

Check out our website for more freebies, ideas, and teaching tips!

www.FunEarlyLearning.com



© Fun Early Learning




© Fun Early Learning



© Fun Early Learning




© Fun Early Learning



© Fun Early Learning



© Fun Early Learning



© Fun Early Learning



© Fun Early Learning



© Fun Early Learning



© Fun Early Learning



© Fun Early Learning




© Fun Early Learning



© Fun Early Learning



© Fun Early Learning




© Fun Early Learning



© Fun Early Learning



© Fun Early Learning



© Fun Early Learning



© Fun Early Learning




© Fun Early Learning



© Fun Early Learning



© Fun Early Learning



© Fun Early Learning



© Fun Early Learning

