


# Spin & Say Initial Sounds



Name: \_\_\_\_\_

## Spin & Say C

Directions: Flick the paperclip so it spins around the pencil in the circle. Say the name of the picture the paperclip lands on. Make sure to say the initial sound as best you can and color the picture.






























				
				
				



Name: \_\_\_\_\_

## Spin & Say B

Directions: Flick the paperclip so it spins around the pencil in the circle. Say the name of the picture the paperclip lands on. Make sure to say the initial sound as best you can and color the picture.

**Word List:**  
bee ball books bird butterfly


© Fun Early Learning

## YOU MAY ALSO ENJOY THESE ACTIVITIES

FUN EARLY Learning math / numbers / shapes

### Math Program

Complete Lesson Plans & Hands-on Activities




Preschool / Pre-K / Kindergarten / RTI

www.FunEarlyLearning.com

FUN EARLY Learning literacy / letters / phonics / writing

### Letters & Phonics Curriculum

Fun Lesson Plans & Hands-on Activities



www.FunEarlyLearning.com

FUN EARLY Learning literacy / letters / phonics

### Initial Sound Picture Sort

Letter-Sound Correspondence




www.FunEarlyLearning.com

FUN EARLY Learning literacy / letters / sounds / writing

### Learning Letters

Hands-on Activities Binder



www.FunEarlyLearning.com

## Terms of Use:

### You may:

- download this file by visiting [FunEarlyLearning.com](http://FunEarlyLearning.com).
- save this file to your computer.
- print and use as many copies as you'd like for personal use in your classroom or at home where NO profit/money is made, and shall in no way be for commercial purposes or made available through any media.
- share the link to our Fun Early Learning blog page where this printable can be downloaded.

### You may not:

- download this file from any site other than [FunEarlyLearning.com](http://FunEarlyLearning.com).
- link directly to this pdf. You may direct people to the Fun Early Learning web page where this pdf is located.
- claim this file as your own.
- alter this electronic file, whether it be deletion, addition, or any matter.
- sell or in any way profit from this electronic file.
- print this file and then sell that printed copy to others.
- store or distribute this file on any other website or another location where others are able to electronically retrieve it (such as Dropbox, One Drive, Facebook, etc.).
- email or send this file in any way to anyone. They must download it themselves directly from our website.

## Copyright

All Content included on this website, such as text, graphics, logos, images, and software, is the property of the Fun Early Learning or its Content suppliers and is protected by the U.S. and international copyright laws. The reproduction, modification, distribution, republication, display or performance of the Content on this website is strictly prohibited.

**This file is for personal or classroom use only. It is not for commercial use. By using it, you agree that you will not copy or reproduce this file except for your own personal, non-commercial use.**

## Questions?

If you are unclear about our Terms of Use, we're happy to help! Please email us at [info@FunEarlyLearning.com](mailto:info@FunEarlyLearning.com) and ask before making a purchase or downloading if your intended use is not covered by what is written here. We'll do our best to respond promptly. 😊

## Spin and Say Initial Sounds

### About:

Thank you so much for downloading this product! I hope it will be a great resource for you and that you will love it as much as I do! Please don't hesitate to contact me if you have any questions or concerns. I'm here to help in any way I can. Although I proof read these activities many times, sometimes errors do slip through. Please give me the opportunity to fix any errors or typos. You can email me at [info@FunEarlyLearning.com](mailto:info@FunEarlyLearning.com).

Please consider leaving a review. I am grateful for each one you provide. It is so beneficial for me and parents / educators needing learning materials.

Our Spin and Say Initial Sounds activity helps children work on pronouncing beginning sounds that they're struggling with. You can choose to use all 26 worksheets, or focus on the sound that your child is struggling with. Children love spinning the paperclip around the pencil with this activity and stay engaged and excited to continue learning! It's also great for building fine motor skills!

### Prep:

**Step 1:** Print all pages 5-30 in black and white.

**Step 2:** Gather a paperclip and a pencil or colored pencils.

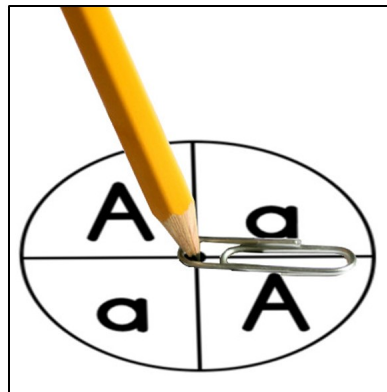
**Step 3:** Enjoy!

### Directions:

**Step 1:** Point to the pictures around the spinner and say their name. Listen closely to their initial sound.

**Step 2:** Place the paperclip on the spinner circle and put the pencil inside of it as shown in the example picture below. Flick the paperclip so it spins around the pencil. Say the name of the picture the paperclip lands on. Find the picture in the grid above and color it. The goal is to say the name of the picture / the initial sound as best as you can.

**Step 3:** Continue step 2 until you have colored all pictures.







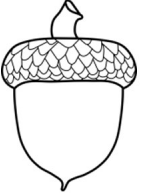
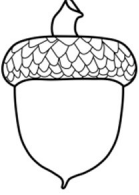

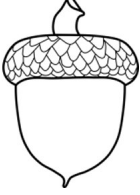






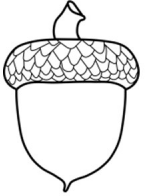




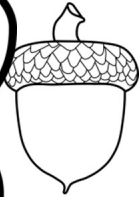


Check out our website for more freebies, ideas, and teaching tips!

[www.FunEarlyLearning.com](http://www.FunEarlyLearning.com)

Name: \_\_\_\_\_

# Spin & Say A

Directions: Flick the paperclip so it spins around the pencil in the circle. Say the name of the picture the paperclip lands on. Make sure to say the initial sound as best you can and color the picture.



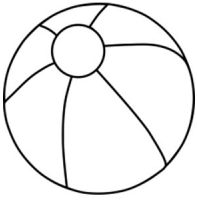

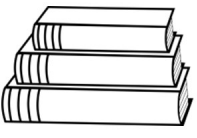




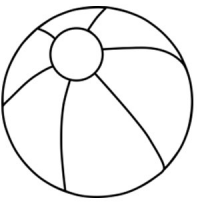
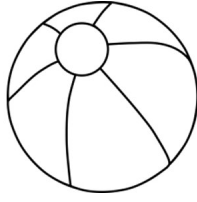






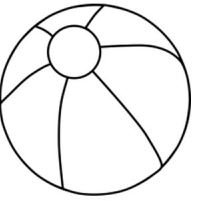




## Word List:

ant anchor alligator apple acorn

Name: \_\_\_\_\_

# Spin & Say B

Directions: Flick the paperclip so it spins around the pencil in the circle. Say the name of the picture the paperclip lands on. Make sure to say the initial sound as best you can and color the picture.























## Word List:

bee ball books bird butterfly

Name: \_\_\_\_\_

# Spin & Say C

Directions: Flick the paperclip so it spins around the pencil in the circle. Say the name of the picture the paperclip lands on. Make sure to say the initial sound as best you can and color the picture.























## Word List:

cab   cupcake   crab   cat   cow

Name: \_\_\_\_\_

# Spin & Say D

Directions: Flick the paperclip so it spins around the pencil in the circle. Say the name of the picture the paperclip lands on. Make sure to say the initial sound as best you can and color the picture.

## Word List:



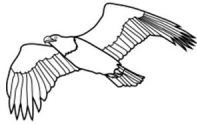






















deer donut dog dice duck




Name: \_\_\_\_\_

# Spin & Say E

Directions: Flick the paperclip so it spins around the pencil in the circle. Say the name of the picture the paperclip lands on. Make sure to say the initial sound as best you can and color the picture.




























## Word List:


elephant ear earth envelope eagle

Name: \_\_\_\_\_

# Spin & Say F

Directions: Flick the paperclip so it spins around the pencil in the circle. Say the name of the picture the paperclip lands on. Make sure to say the initial sound as best you can and color the picture.

























## Word List:

flower fish frog fan fire

Name: \_\_\_\_\_

# Spin & Say G

Directions: Flick the paperclip so it spins around the pencil in the circle. Say the name of the picture the paperclip lands on. Make sure to say the initial sound as best you can and color the picture.


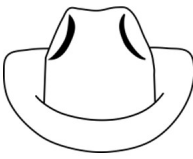




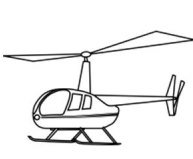



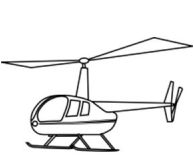






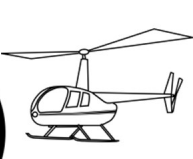







## Word List:


glue globe giraffe guitar grapes

Name: \_\_\_\_\_

# Spin & Say H

Directions: Flick the paperclip so it spins around the pencil in the circle. Say the name of the picture the paperclip lands on. Make sure to say the initial sound as best you can and color the picture.




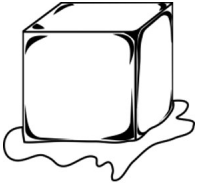

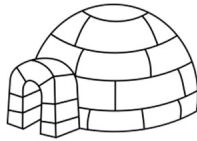


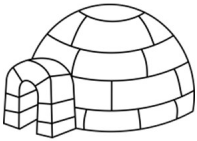
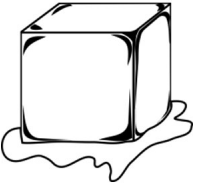


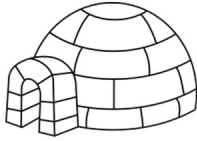



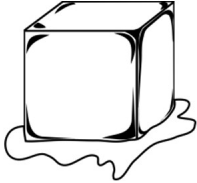

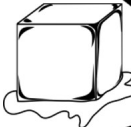
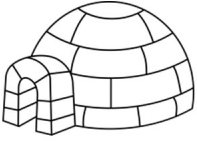


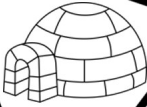



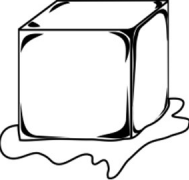

## Word List:


heart hat horse hippo helicopter

Name: \_\_\_\_\_

# Spin & Say I

Directions: Flick the paperclip so it spins around the pencil in the circle. Say the name of the picture the paperclip lands on. Make sure to say the initial sound as best you can and color the picture.





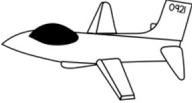





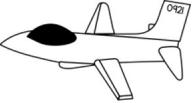


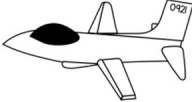






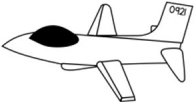



## Word List:

ice cream   ice   ice skate   igloo   inchworm

Name: \_\_\_\_\_

# Spin & Say J

Directions: Flick the paperclip so it spins around the pencil in the circle. Say the name of the picture the paperclip lands on. Make sure to say the initial sound as best you can and color the picture.



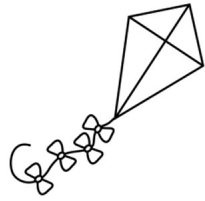







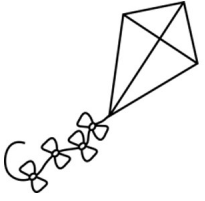













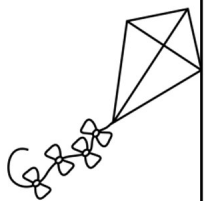
## Word List:


jellyfish jacket jet jam jug

Name: \_\_\_\_\_

# Spin & Say K

Directions: Flick the paperclip so it spins around the pencil in the circle. Say the name of the picture the paperclip lands on. Make sure to say the initial sound as best you can and color the picture.



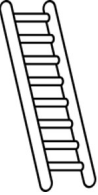







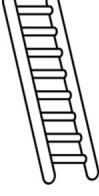


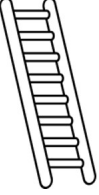




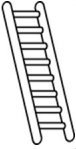





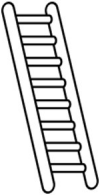


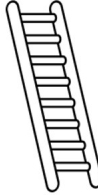
## Word List:


king kite kangaroo key kitten

Name: \_\_\_\_\_

# Spin & Say L

Directions: Flick the paperclip so it spins around the pencil in the circle. Say the name of the picture the paperclip lands on. Make sure to say the initial sound as best you can and color the picture.



## Word List:


























ladder ladybug lion lamb lollipop




Name: \_\_\_\_\_

# Spin & Say M

Directions: Flick the paperclip so it spins around the pencil in the circle. Say the name of the picture the paperclip lands on. Make sure to say the initial sound as best you can and color the picture.



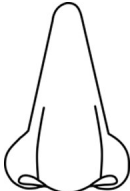
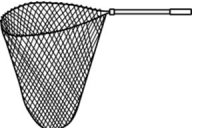
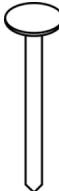



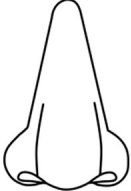

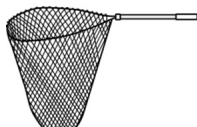


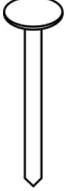

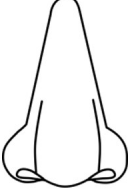
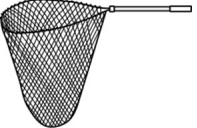

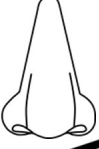
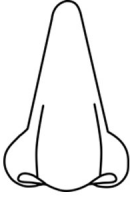



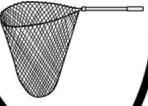
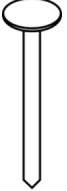

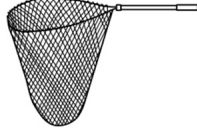
## Word List:


mouse moon monkey muffin mitten

Name: \_\_\_\_\_

# Spin & Say N

Directions: Flick the paperclip so it spins around the pencil in the circle. Say the name of the picture the paperclip lands on. Make sure to say the initial sound as best you can and color the picture.






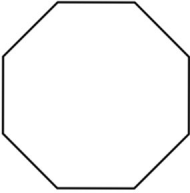



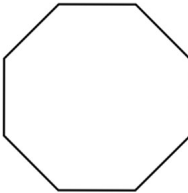


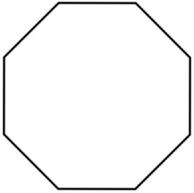







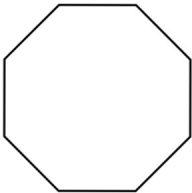



## Word List:

nose net nail notebook nest

Name: \_\_\_\_\_

# Spin & Say O

Directions: Flick the paperclip so it spins around the pencil in the circle. Say the name of the picture the paperclip lands on. Make sure to say the initial sound as best you can and color the picture.



























## Word List:


owl orange octopus octagon onion

Name: \_\_\_\_\_

# Spin & Say P

Directions: Flick the paperclip so it spins around the pencil in the circle. Say the name of the picture the paperclip lands on. Make sure to say the initial sound as best you can and color the picture.




























## Word List:

pizza pumpkin penguin pig pencil

Name: \_\_\_\_\_

# Spin & Say Q

Directions: Flick the paperclip so it spins around the pencil in the circle. Say the name of the picture the paperclip lands on. Make sure to say the initial sound as best you can and color the picture.






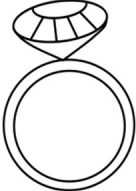





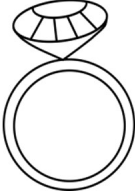










## Word List:

queen question quilt quill quarter

Name: \_\_\_\_\_

# Spin & Say R

Directions: Flick the paperclip so it spins around the pencil in the circle. Say the name of the picture the paperclip lands on. Make sure to say the initial sound as best you can and color the picture.























## Word List:

raccoon rainbow robot rhino ring

Name: \_\_\_\_\_

# Spin & Say S

Directions: Flick the paperclip so it spins around the pencil in the circle. Say the name of the picture the paperclip lands on. Make sure to say the initial sound as best you can and color the picture.


























**Word List:**

scissors shark sun strawberry squirrel

Name: \_\_\_\_\_

# Spin & Say T

Directions: Flick the paperclip so it spins around the pencil in the circle. Say the name of the picture the paperclip lands on. Make sure to say the initial sound as best you can and color the picture.

## Word List:



























telephone tire tooth turtle train




Name: \_\_\_\_\_

# Spin & Say U

Directions: Flick the paperclip so it spins around the pencil in the circle. Say the name of the picture the paperclip lands on. Make sure to say the initial sound as best you can and color the picture.





























## Word List:


unicorn unicycle ukulele umbrella underwear

Name: \_\_\_\_\_

# Spin & Say V

Directions: Flick the paperclip so it spins around the pencil in the circle. Say the name of the picture the paperclip lands on. Make sure to say the initial sound as best you can and color the picture.





























## Word List:


vase violin vulture van vest

Name: \_\_\_\_\_

# Spin & Say W

Directions: Flick the paperclip so it spins around the pencil in the circle. Say the name of the picture the paperclip lands on. Make sure to say the initial sound as best you can and color the picture.







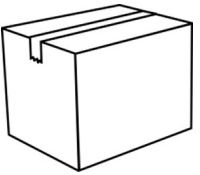


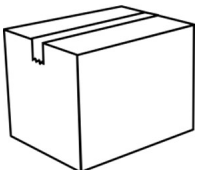


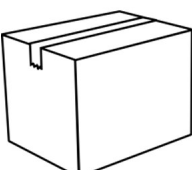













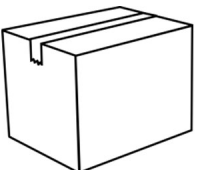
## Word List:


watch   watermelon   wagon   whale   wand

Name: \_\_\_\_\_

# Spin & Say X

Directions: Flick the paperclip so it spins around the pencil in the circle. Say the name of the picture the paperclip lands on. Make sure to say the initial or ending sound as best you can and color the picture.






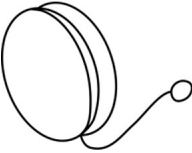
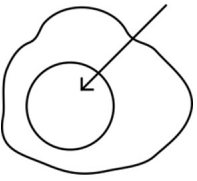
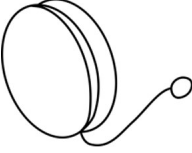
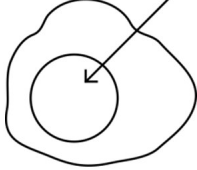




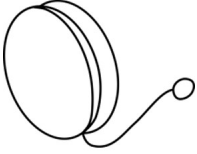

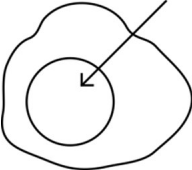



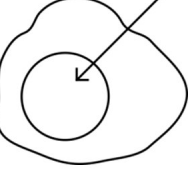

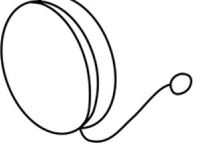





## Word List:


x-ray fish   x-ray   xylophone   t-rex   box

Name: \_\_\_\_\_

# Spin & Say Y

Directions: Flick the paperclip so it spins around the pencil in the circle. Say the name of the picture the paperclip lands on. Make sure to say the initial sound as best you can and color the picture.












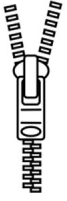

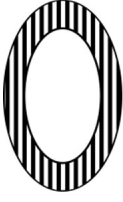
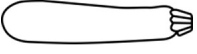







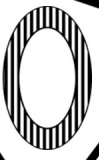



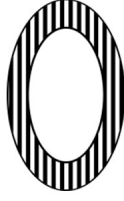


## Word List:

yo-yo yolk yawn yak yarn

Name: \_\_\_\_\_

# Spin & Say Z

Directions: Flick the paperclip so it spins around the pencil in the circle. Say the name of the picture the paperclip lands on. Make sure to say the initial sound as best you can and color the picture.

## Word List:

zebra zipper zigzag zero zucchini