

# Read It - Trace It - Write It

## Fry's 3<sup>rd</sup> 100 Sight Words



Name: \_\_\_\_\_

Read It - Trace It - Write It

last	last	_____
school	school	_____

Name: \_\_\_\_\_

Read It - Trace It - Write It

high	high	_____
every	every	_____
near	near	_____
add	add	_____
food	food	_____


© 2017 Pre-K Complete

## YOU MAY ALSO ENJOY THESE ACTIVITIES

FUN EARLY Learning math / numbers / shapes

### Math Program

Complete Lesson Plans & Hands-on Activities




Preschool / Pre-K / Kindergarten / RTI

FUN EARLY Learning literacy / letters / phonics / writing

### Letters & Phonics Curriculum

Fun Lesson Plans & Hands-on Activities




www.FunEarlyLearning.com

FUN EARLY Learning literacy / reading / sight words

### Sight Word Practice Bundle

Fun No Prep Activity

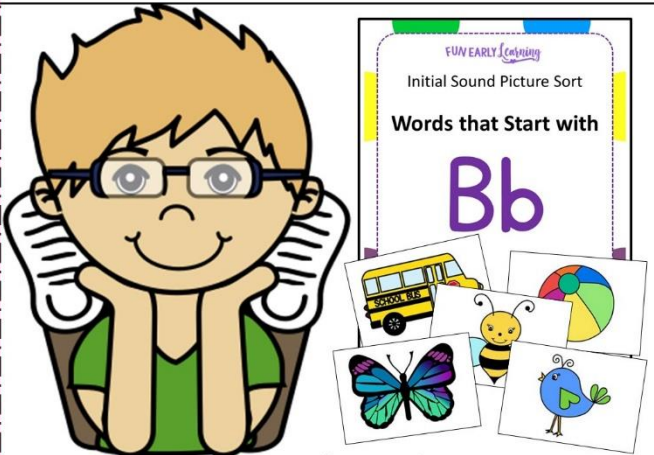


Fry's 1<sup>st</sup>, 2<sup>nd</sup>, & 3<sup>rd</sup> 100 Sight Words

FUN EARLY Learning literacy / letters / phonics

### Initial Sound Picture Sort

Letter-Sound Correspondence



www.FunEarlyLearning.com



## Terms of Use:

### You may:

- download this file by visiting [FunEarlyLearning.com](http://FunEarlyLearning.com).
- save this file to your computer.
- print and use as many copies as you'd like for personal use in your classroom or at home where NO profit/money is made, and shall in no way be for commercial purposes or made available through any media.
- share the link to our Fun Early Learning blog page where this printable can be downloaded.

### You may not:

- download this file from any site other than [FunEarlyLearning.com](http://FunEarlyLearning.com).
- link directly to this pdf. You may direct people to the Fun Early Learning web page where this pdf is located.
- claim this file as your own.
- alter this electronic file, whether it be deletion, addition, or any matter.
- sell or in any way profit from this electronic file.
- print this file and then sell that printed copy to others.
- store or distribute this file on any other website or another location where others are able to electronically retrieve it (such as Dropbox, One Drive, Facebook, etc.).
- email or send this file in any way to anyone. They must download it themselves directly from our website.

## Copyright

All Content included on this website, such as text, graphics, logos, images, and software, is the property of Fun Early Learning or its Content suppliers and is protected by the U.S. and international copyright laws. The reproduction, modification, distribution, republication, display or performance of the Content on this website is strictly prohibited. All images/photos/clip art in this resource were created by Fun Early Learning, and cannot be copied, redistributed, altered, or sold.

**This file is for personal or classroom use only. It is not for commercial use. By using it, you agree that you will not copy or reproduce this file except for your own personal, non-commercial use.**

## Questions?

If you are unclear about our Terms of Use, we're happy to help! Please email us at [info@FunEarlyLearning.com](mailto:info@FunEarlyLearning.com) and ask before making a purchase or downloading if your intended use is not covered by what is written here. We'll do our best to respond promptly. 😊

## Sight Words Practice – Fry's 3<sup>rd</sup> 100

### About:

Thank you so much for downloading this product! We hope it will be a great resource for you and that you will love it as much as we do! Please don't hesitate to contact us if you have any questions or concerns. We're here to help in any way we can.

Our Sight Word Practice worksheets help children develop their fine motor skills, independence, attention-span, self-confidence, problem solving skills, and literacy.

*Please note that the directions contain affiliate links.*

### Prep:

**Step 1:** Print all pages in black and white.

**Step 2:** Either use as is or [laminates](#) them to use as write and wipe worksheets. If you choose to laminate them, we recommend using [3mil laminating pouches](#) as it's easier to erase whiteboard marker from.

**Step 3:** Enjoy!

### Directions:

**Step 1:** This worksheet packet focuses on Fry's third 100 sight words. There are 5 sight words per worksheet. For each worksheet, read the first sight word, spell it, and say each letter's sounds (i.e. the; t-h-e spells the; the makes the sounds t-tah, h-ha, e-eh and e).

**Step 2:** Trace the first sight word in the second column.

**Step 3:** Write the first sight word on the blank lines in the third column.

**Step 4:** Repeat steps 1-3 for the remaining 4 sight words on the worksheet.

Check out our website and social media for more freebies, ideas, and teaching tips!





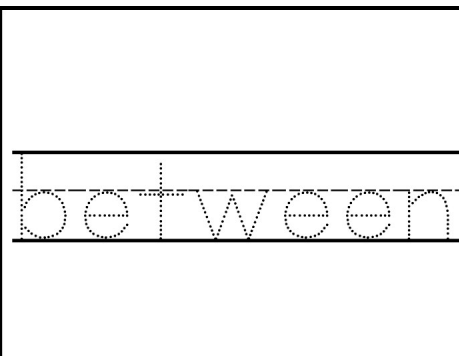
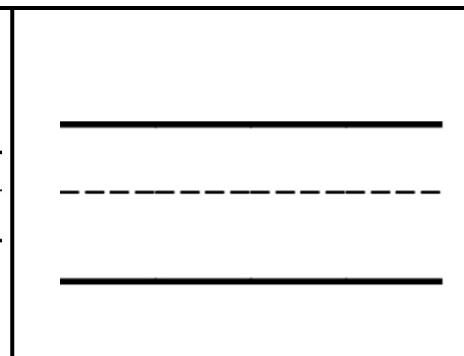
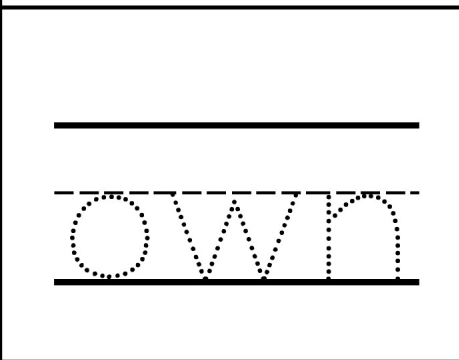
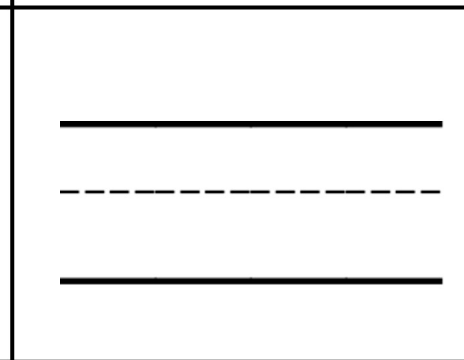
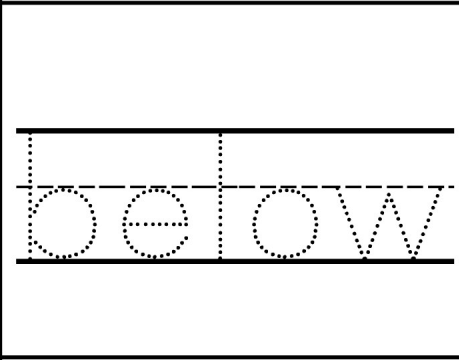
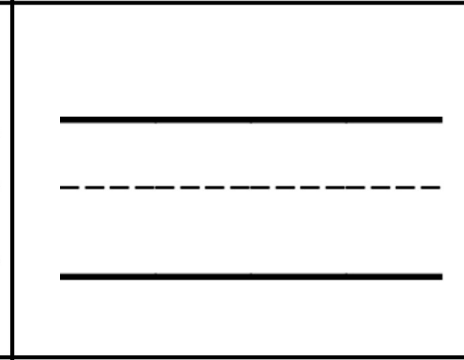
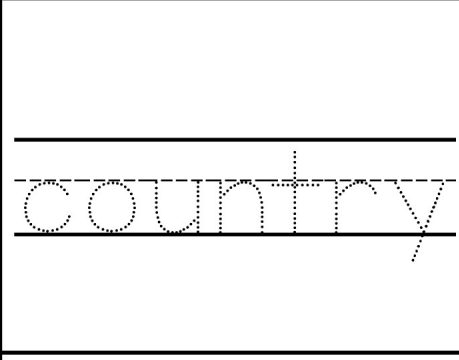
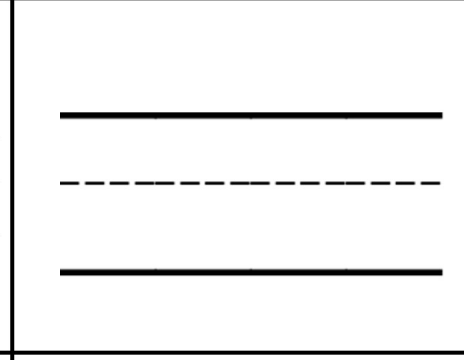
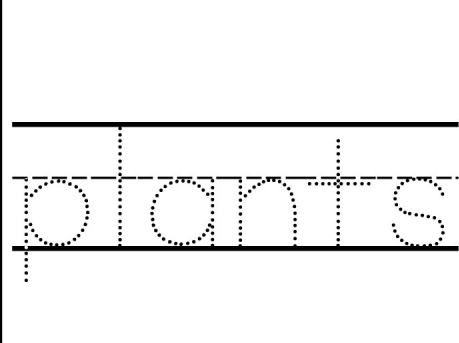
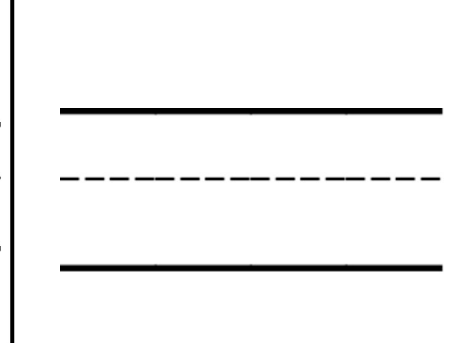
Name: \_\_\_\_\_

# Read It - Trace It - Write It

<p>high</p>		
<p>every</p>		
<p>near</p>		
<p>add</p>		
<p>food</p>		

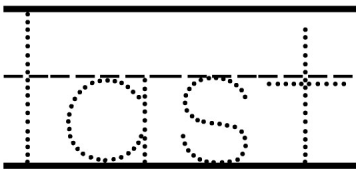
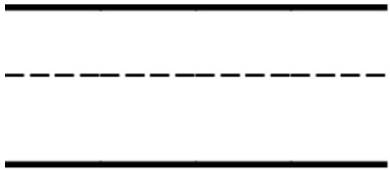
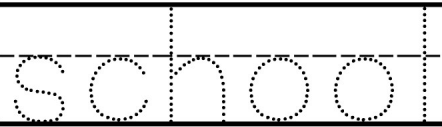
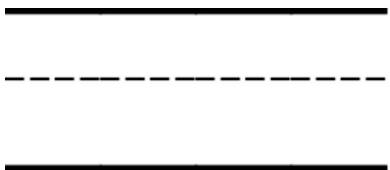

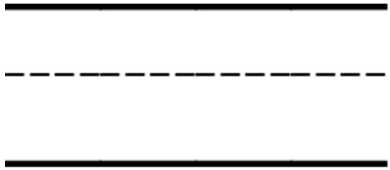
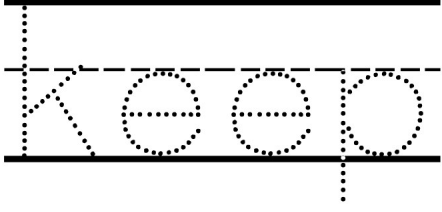
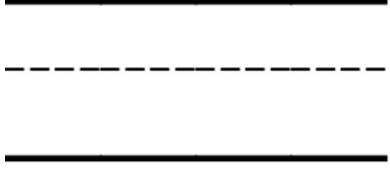
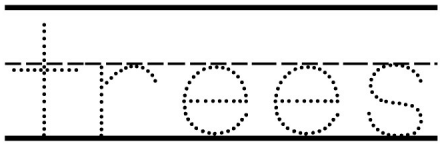
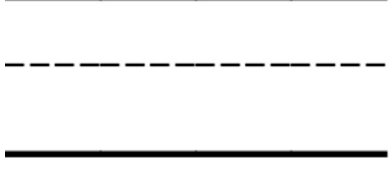
Name: \_\_\_\_\_

# Read It - Trace It - Write It

<b>between</b>		
<b>own</b>		
<b>below</b>		
<b>country</b>		
<b>plants</b>		

Name: \_\_\_\_\_


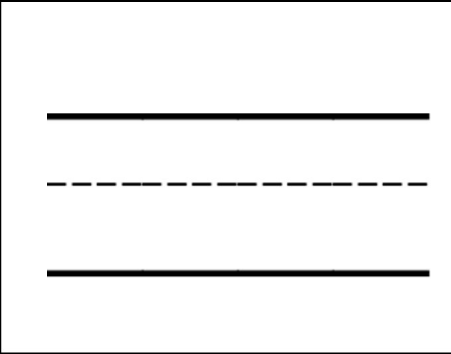
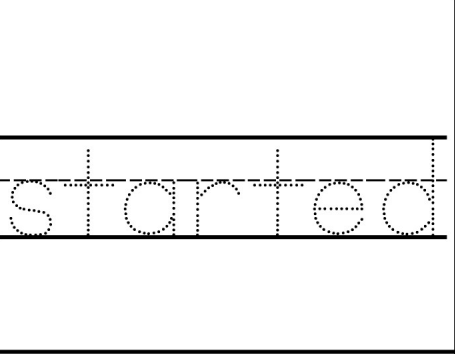
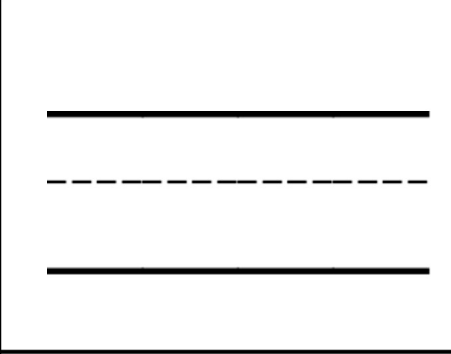
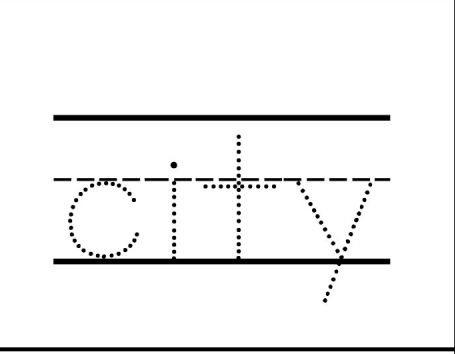
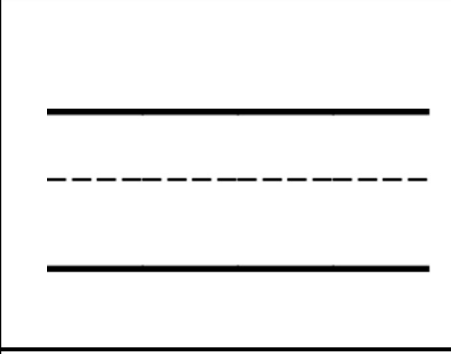
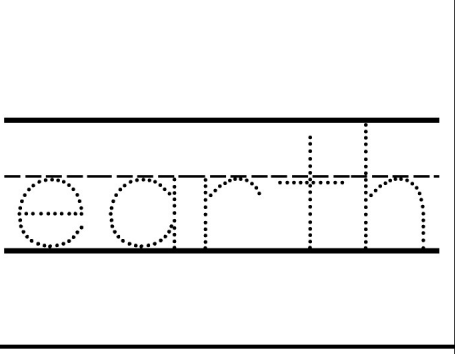
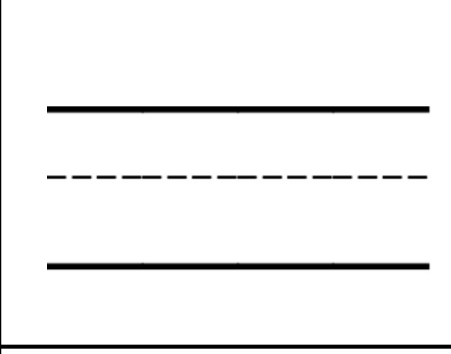

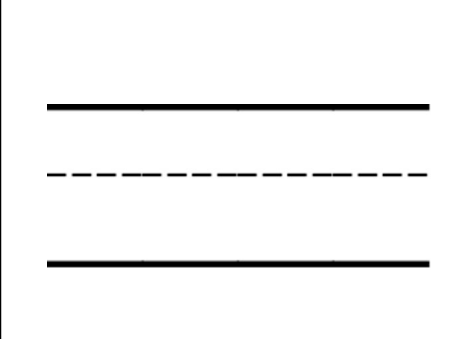
# Read It - Trace It - Write It

<b>last</b>		
<b>school</b>		
<b>father</b>		
<b>keep</b>		
<b>trees</b>		



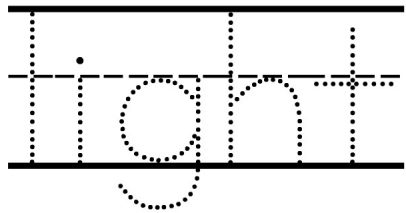
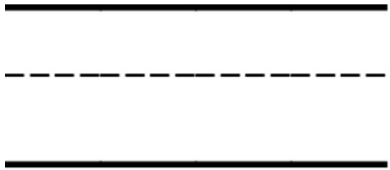

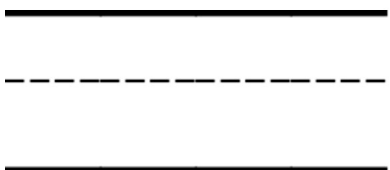

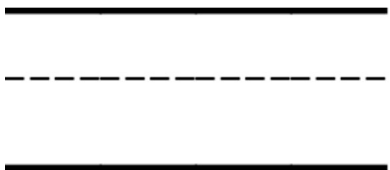
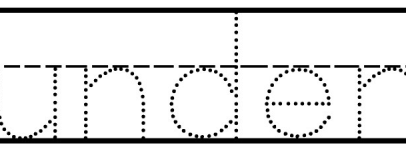

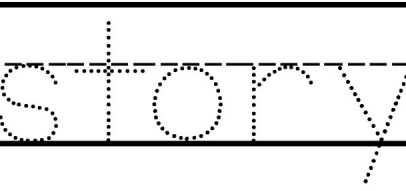
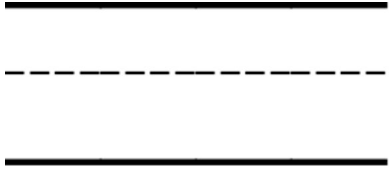
Name: \_\_\_\_\_

# Read It - Trace It - Write It

<b>never</b>		
<b>started</b>		
<b>city</b>		
<b>earth</b>		
<b>eyes</b>		

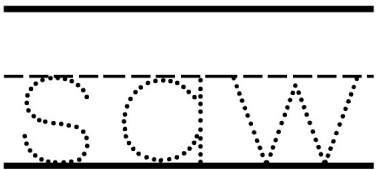
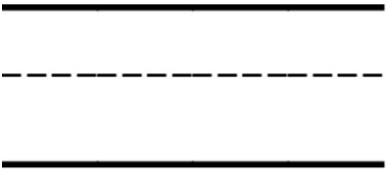
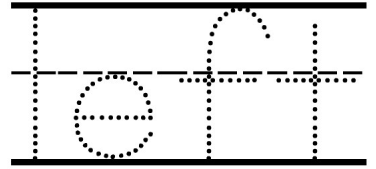
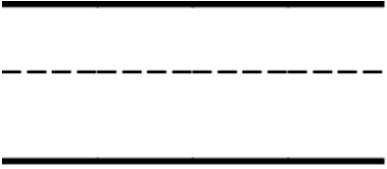



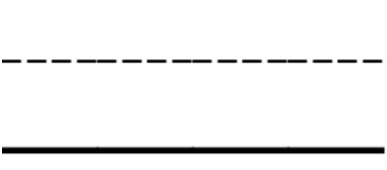
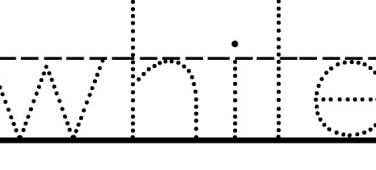
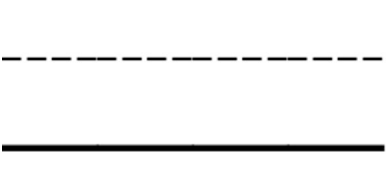
Name: \_\_\_\_\_

# Read It - Trace It - Write It

<b>light</b>		
<b>thought</b>		
<b>head</b>		
<b>under</b>		
<b>story</b>		

Name: \_\_\_\_\_

# Read It - Trace It - Write It

<b>saw</b>		
<b>left</b>		
<b>don't</b>		
<b>few</b>		
<b>while</b>		



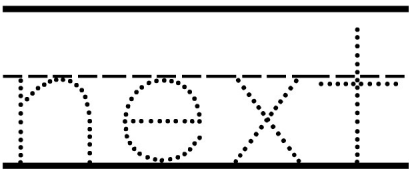
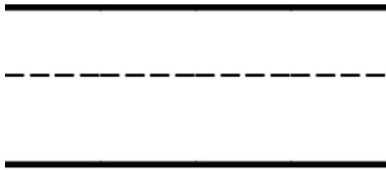
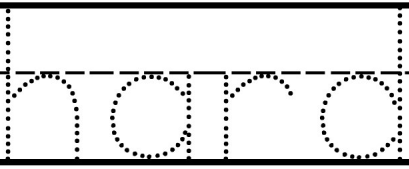
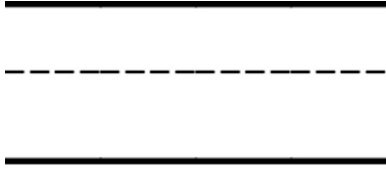


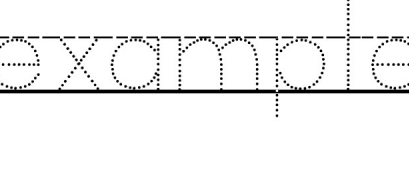
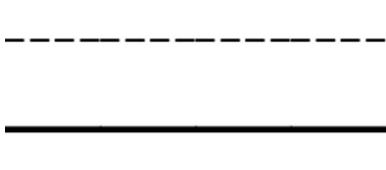
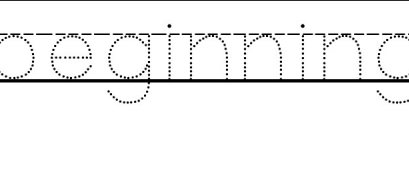
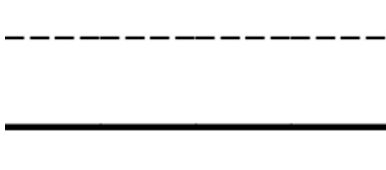
Name: \_\_\_\_\_

# Read It - Trace It - Write It

<b>along</b>		
<b>might</b>		
<b>close</b>		
<b>something</b>		
<b>seemed</b>		

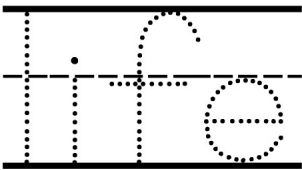
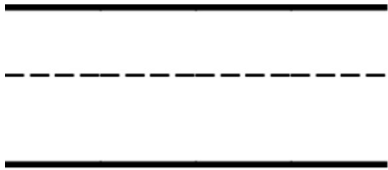
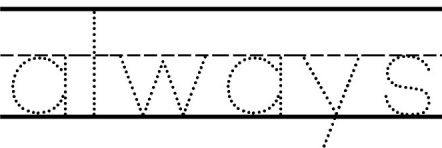
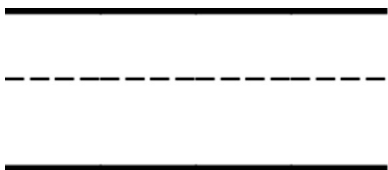
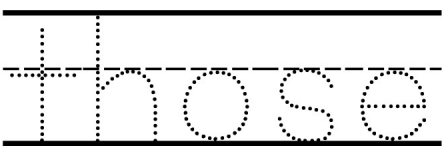
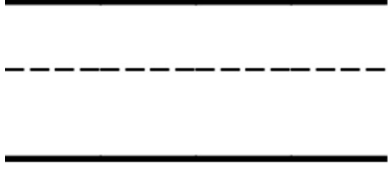
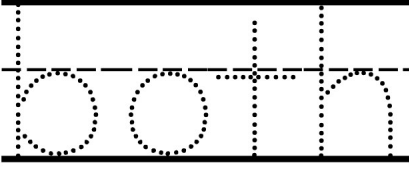
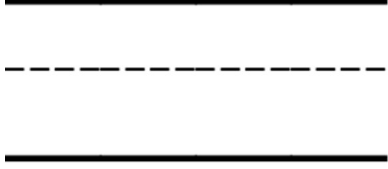
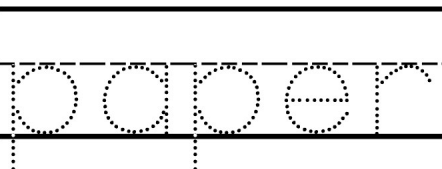
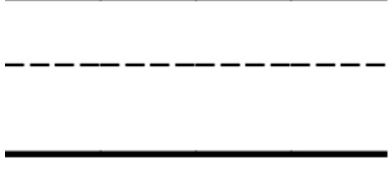
Name: \_\_\_\_\_

# Read It - Trace It - Write It

<b>next</b>		
<b>hard</b>		
<b>open</b>		
<b>example</b>		
<b>beginning</b>		

Name: \_\_\_\_\_

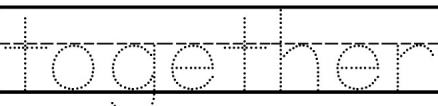
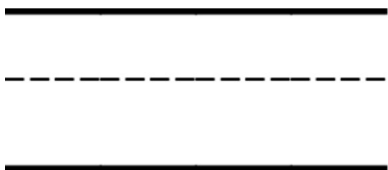
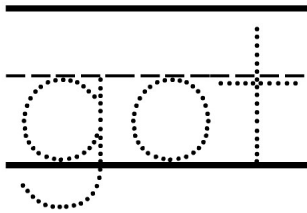
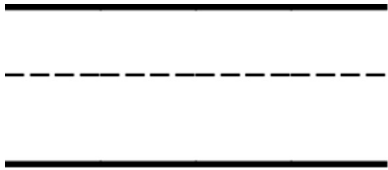
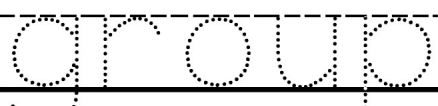
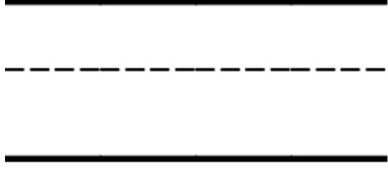
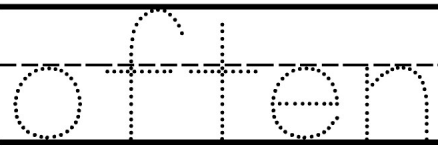
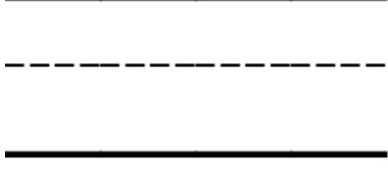
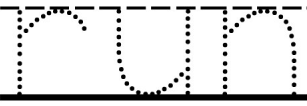
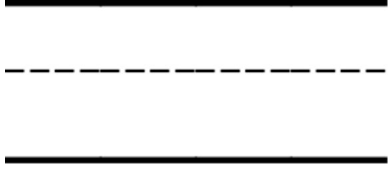
# Read It - Trace It - Write It

<p>life</p>		
<p>always</p>		
<p>those</p>		
<p>both</p>		
<p>paper</p>		



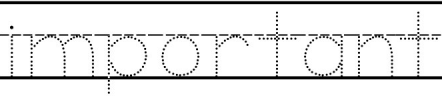
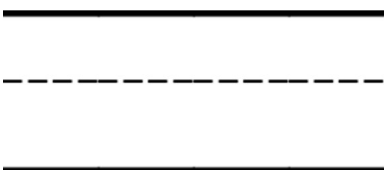
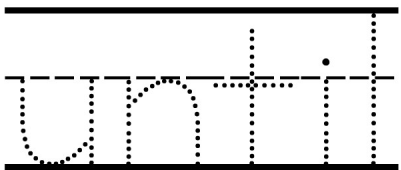
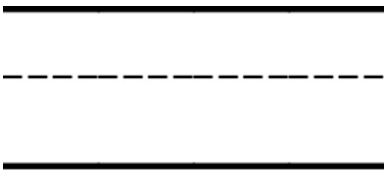
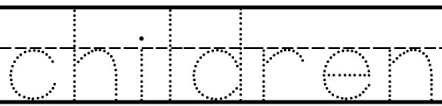
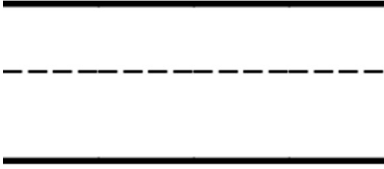
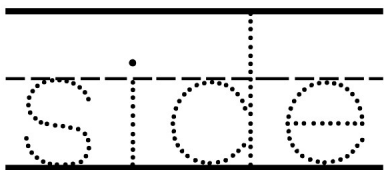
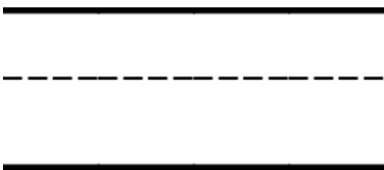
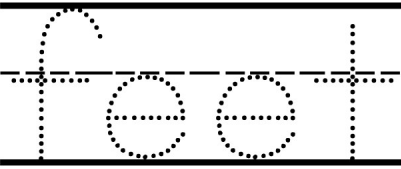
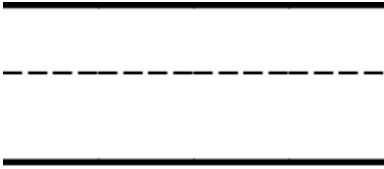
Name: \_\_\_\_\_

# Read It - Trace It - Write It

<b>together</b>		
<b>got</b>		
<b>group</b>		
<b>often</b>		
<b>run</b>		

Name: \_\_\_\_\_

# Read It - Trace It - Write It

<b>important</b>		
<b>until</b>		
<b>children</b>		
<b>side</b>		
<b>feet</b>		

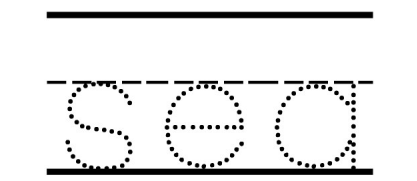
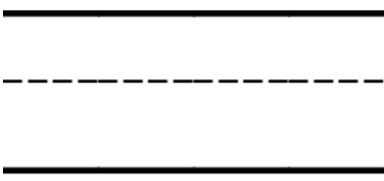
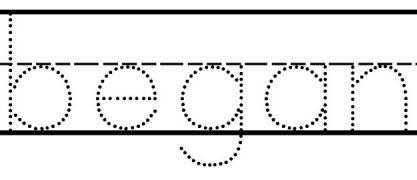
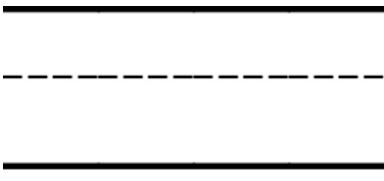
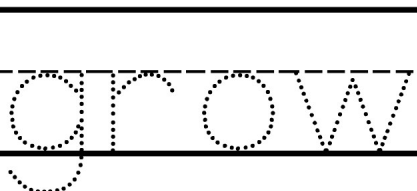
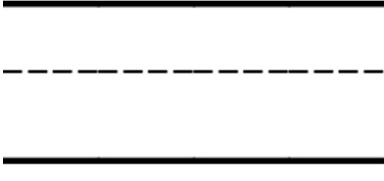
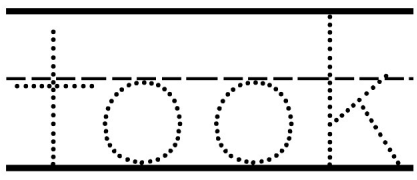
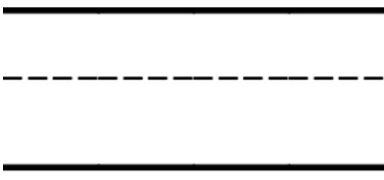
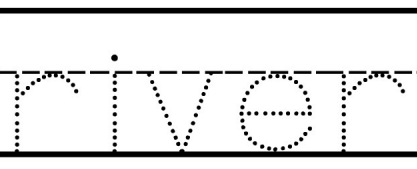
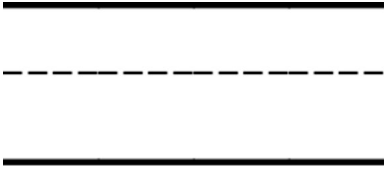
Name: \_\_\_\_\_

# Read It - Trace It - Write It

<p><b>car</b></p>	<p>_____</p> <p>car</p> <p>_____</p>	<p>_____</p> <p>-----</p> <p>_____</p>
<p><b>miles</b></p>	<p>_____</p> <p>miles</p> <p>_____</p>	<p>_____</p> <p>-----</p> <p>_____</p>
<p><b>night</b></p>	<p>_____</p> <p>night</p> <p>_____</p>	<p>_____</p> <p>-----</p> <p>_____</p>
<p><b>walked</b></p>	<p>_____</p> <p>walked</p> <p>_____</p>	<p>_____</p> <p>-----</p> <p>_____</p>
<p><b>white</b></p>	<p>_____</p> <p>white</p> <p>_____</p>	<p>_____</p> <p>-----</p> <p>_____</p>

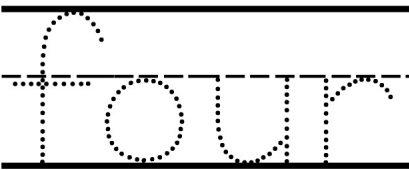
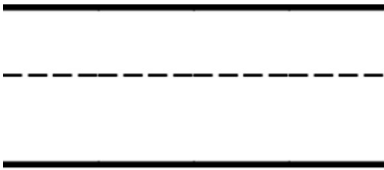

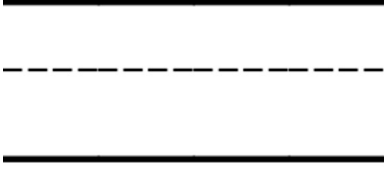
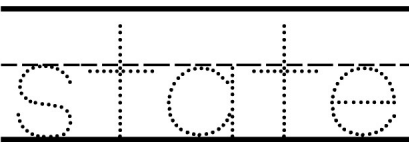
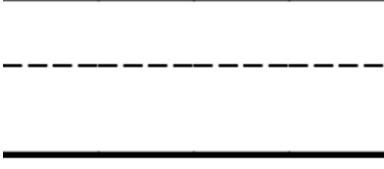

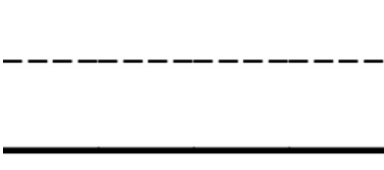


Name: \_\_\_\_\_

# Read It - Trace It - Write It

<b>sea</b>		
<b>began</b>		
<b>grow</b>		
<b>took</b>		
<b>river</b>		

Name: \_\_\_\_\_

# Read It - Trace It - Write It

<b>four</b>		
<b>carry</b>		
<b>state</b>		
<b>once</b>		
<b>book</b>		


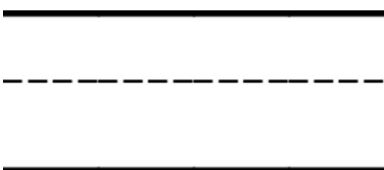
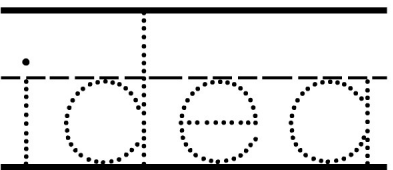
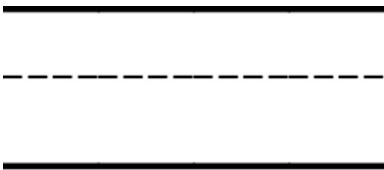
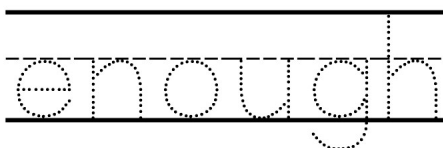
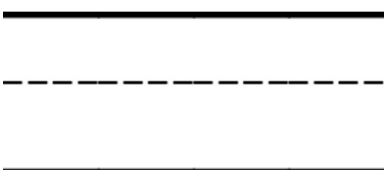

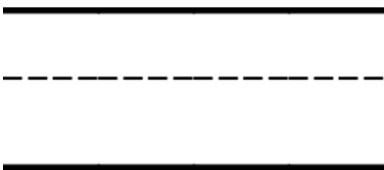
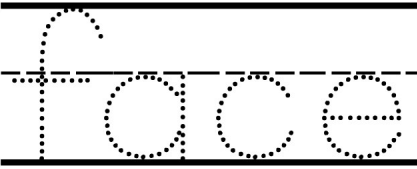
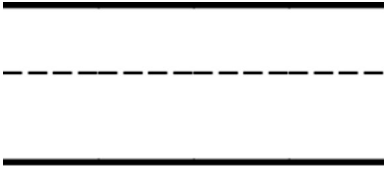
Name: \_\_\_\_\_

# Read It - Trace It - Write It

<p>hear</p>	<p>hear</p>	<p>_____</p> <p>-----</p> <p>_____</p>
<p>stop</p>	<p>stop</p>	<p>_____</p> <p>-----</p> <p>_____</p>
<p>without</p>	<p>without</p>	<p>_____</p> <p>-----</p> <p>_____</p>
<p>second</p>	<p>second</p>	<p>_____</p> <p>-----</p> <p>_____</p>
<p>later</p>	<p>later</p>	<p>_____</p> <p>-----</p> <p>_____</p>


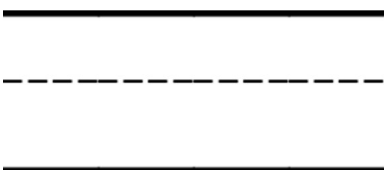
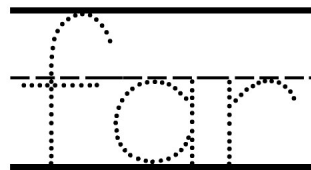
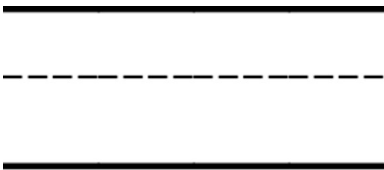
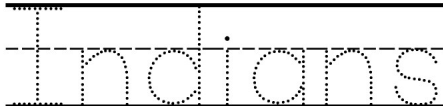
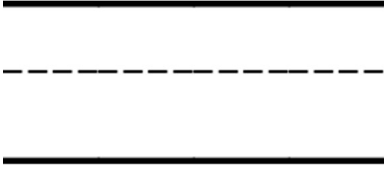
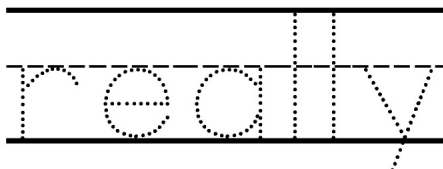
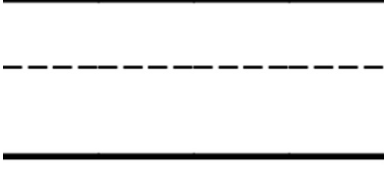
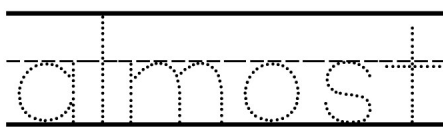
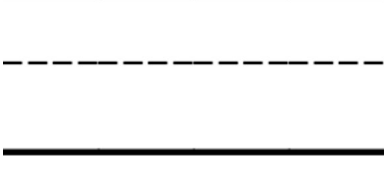
Name: \_\_\_\_\_

# Read It - Trace It - Write It

<b>miss</b>		
<b>idea</b>		
<b>enough</b>		
<b>eat</b>		
<b>face</b>		

Name: \_\_\_\_\_

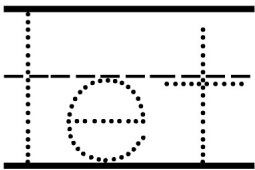
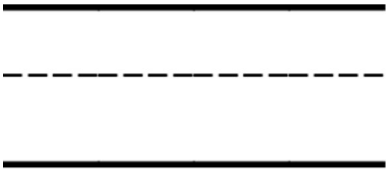
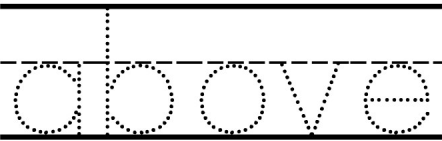
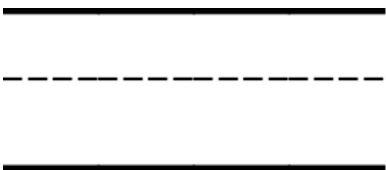
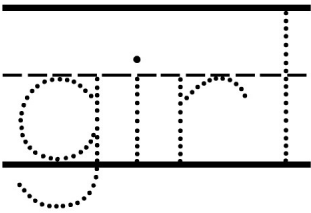
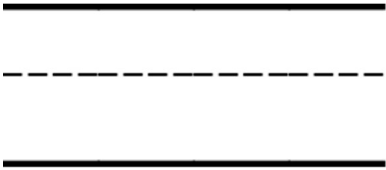


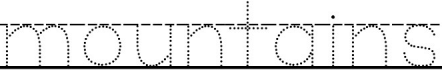
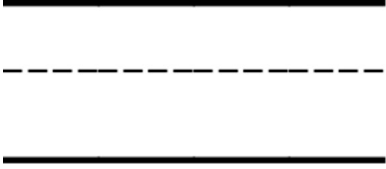
# Read It - Trace It - Write It

<b>watch</b>		
<b>far</b>		
<b>Indians</b>		
<b>really</b>		
<b>almost</b>		



Name: \_\_\_\_\_

# Read It - Trace It - Write It

<p>let</p>		
<p>above</p>		
<p>girl</p>		
<p>sometimes</p>		
<p>mountains</p>		

Name: \_\_\_\_\_

# Read It - Trace It - Write It

cut

cut

\_\_\_\_\_

-----

\_\_\_\_\_

young

young

\_\_\_\_\_

-----

\_\_\_\_\_

talk

talk

\_\_\_\_\_

-----

\_\_\_\_\_

soon

soon

\_\_\_\_\_

-----

\_\_\_\_\_

list

list

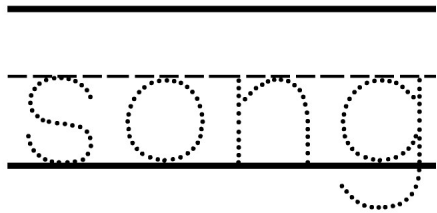
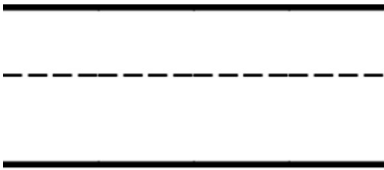
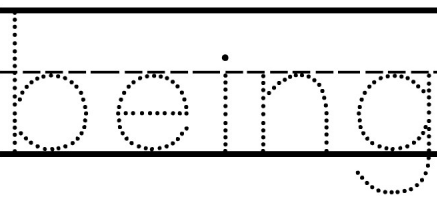
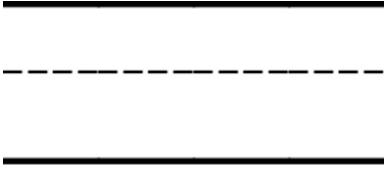

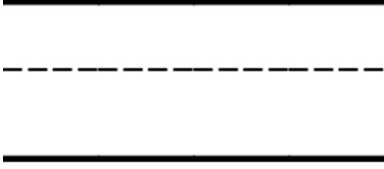
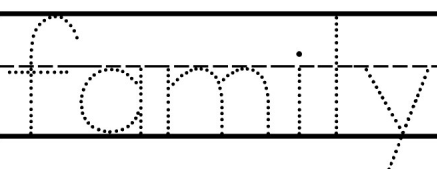
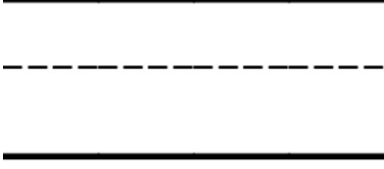
\_\_\_\_\_

-----

\_\_\_\_\_

Name: \_\_\_\_\_

# Read It - Trace It - Write It

<b>song</b>		
<b>being</b>		
<b>leave</b>		
<b>family</b>		
<b>it's</b>	