


Read It - Trace It - Write It

Fry's 2nd 100 Sight Words

Name: _____

Read It - Trace It - Write It

little	<i>little</i>	_____
work	<i>work</i>	_____
know	<i>know</i>	_____
place	<i>place</i>	_____
years	<i>years</i>	_____



Name: _____

Read It - Trace It - Write It

over	<i>over</i>	_____
new	<i>new</i>	_____
sound	<i>sound</i>	_____
take	<i>take</i>	_____
only	<i>only</i>	_____


© Fun Early Learning

YOU MAY ALSO ENJOY THESE ACTIVITIES

FUN EARLY Learning math / numbers / shapes

Math Program

Complete Lesson Plans & Hands-on Activities




Preschool / Pre-K / Kindergarten / RTI

FUN EARLY Learning literacy / letters / phonics / writing

Letters & Phonics Curriculum

Fun Lesson Plans & Hands-on Activities




www.FunEarlyLearning.com

FUN EARLY Learning literacy / reading / sight words

Sight Word Practice Bundle

★Fry's 1st-3rd 100 Words★




www.FunEarlyLearning.com

FUN EARLY Learning literacy / sight words / writing

Sight Word Practice

★All Dolch Sight Words★



www.FunEarlyLearning.com

Terms of Use:

You may:

- download this file by visiting FunEarlyLearning.com.
- save this file to your computer.
- print and use as many copies as you'd like for personal use in your classroom or at home where NO profit/money is made, and shall in no way be for commercial purposes or made available through any media.
- share the link to our Fun Early Learning blog page where this printable can be downloaded.

You may not:

- download this file from any site other than FunEarlyLearning.com.
- link directly to this pdf. You may direct people to the Fun Early Learning web page where this pdf is located.
- claim this file as your own.
- alter this electronic file, whether it be deletion, addition, or any matter.
- sell or in any way profit from this electronic file.
- print this file and then sell that printed copy to others.
- store or distribute this file on any other website or another location where others are able to electronically retrieve it (such as Dropbox, One Drive, Facebook, etc.).
- email or send this file in any way to anyone. They must download it themselves directly from our website.

Copyright

All Content included on this website, such as text, graphics, logos, images, and software, is the property of Fun Early Learning or its Content suppliers and is protected by the U.S. and international copyright laws. The reproduction, modification, distribution, republication, display or performance of the Content on this website is strictly prohibited. All images/photos/clip art in this resource were created by Fun Early Learning, and cannot be copied, redistributed, altered, or sold.

This file is for personal or classroom use only. It is not for commercial use. By using it, you agree that you will not copy or reproduce this file except for your own personal, non-commercial use.

Questions?

If you are unclear about our Terms of Use, we're happy to help! Please email us at info@FunEarlyLearning.com and ask before making a purchase or downloading if your intended use is not covered by what is written here. We'll do our best to respond promptly. 😊

Sight Words Practice – Fry's 2nd 100

About:

Thank you so much for downloading this product! We hope it will be a great resource for you and that you will love it as much as we do! Please don't hesitate to contact us if you have any questions or concerns. We're here to help in any way we can.

Our Sight Word Practice worksheets help children develop their fine motor skills, independence, attention-span, self-confidence, problem solving skills, and literacy.

Please note that the directions contain affiliate links.

Prep:

Step 1: Print all pages in black and white.

Step 2: Either use as is or [laminates](#) them to use as write and wipe worksheets. If you choose to laminate them, we recommend using [3mil laminating pouches](#) as it's easier to erase whiteboard marker from.

Step 3: Enjoy!

Directions:

Step 1: This worksheet packet focuses on Fry's second 100 sight words. There are 5 sight words per worksheet. For each worksheet, read the first sight word, spell it, and say each letter's sounds (i.e. the; t-h-e spells the; the makes the sounds t-tah, h-ha, e-eh and e).

Step 2: Trace the first sight word in the second column.

Step 3: Write the first sight word on the blank lines in the third column.

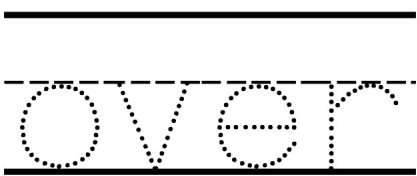
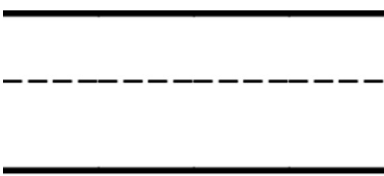
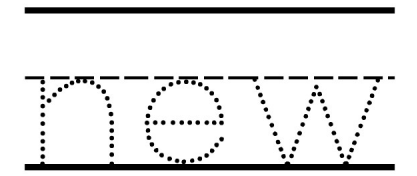
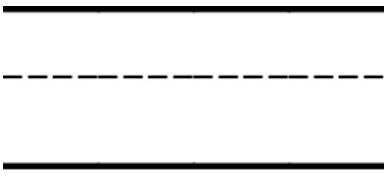
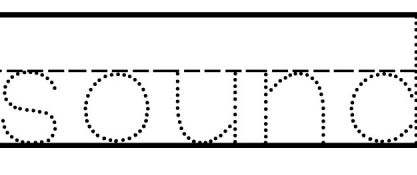
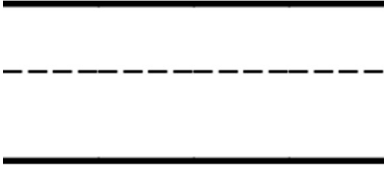
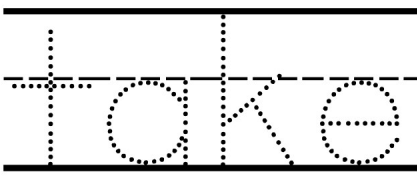
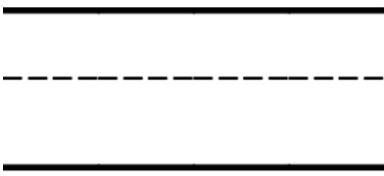
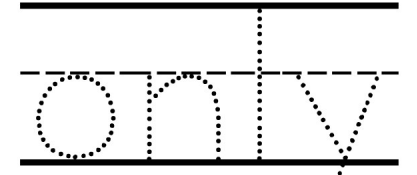
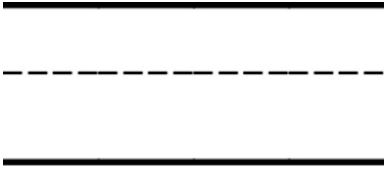
Step 4: Repeat steps 1-3 for the remaining 4 sight words on the worksheet.

Check out our website and social media for more freebies, ideas, and teaching tips!



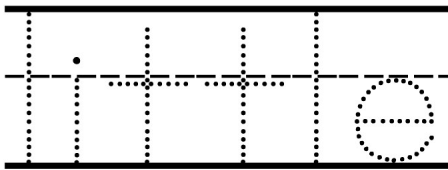
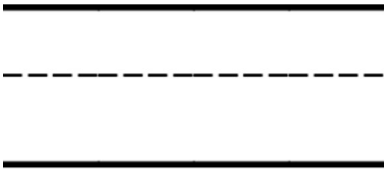
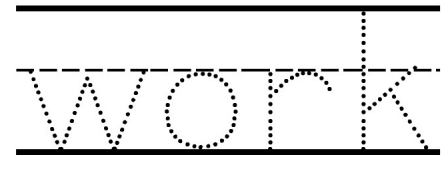
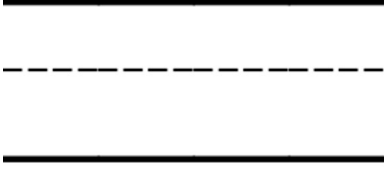
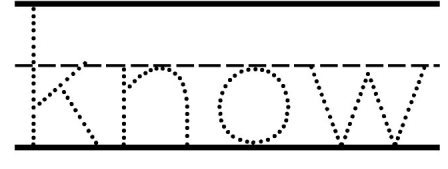
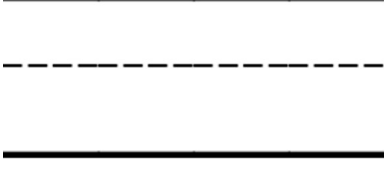

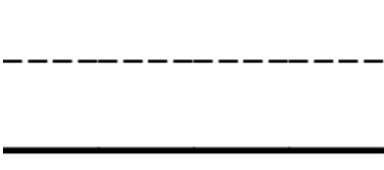
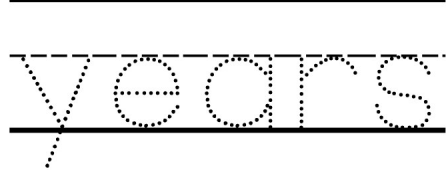
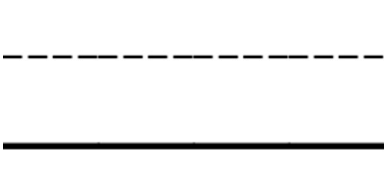
Name: _____

Read It - Trace It - Write It

over		
new		
sound		
take		
only		

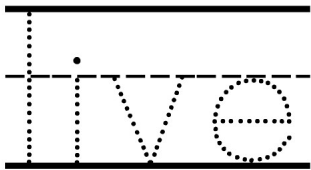
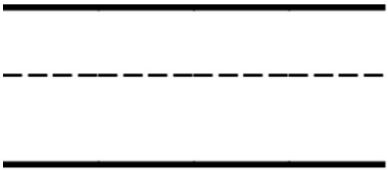

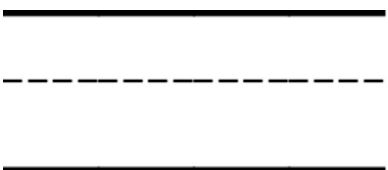
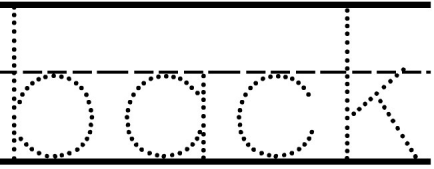
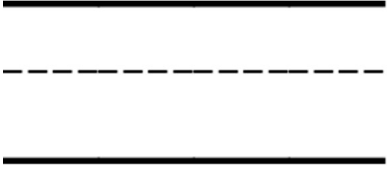
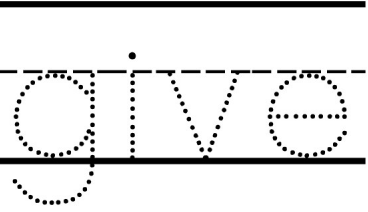
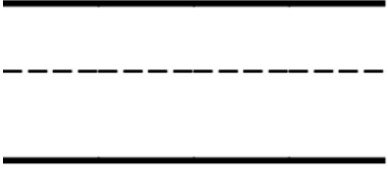

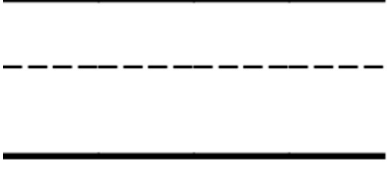
Name: _____

Read It - Trace It - Write It

<p>little</p>		
<p>work</p>		
<p>know</p>		
<p>place</p>		
<p>years</p>		

Name: _____

Read It - Trace It - Write It

<p>live</p>		
<p>me</p>		
<p>back</p>		
<p>give</p>		
<p>most</p>		


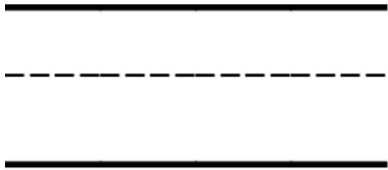
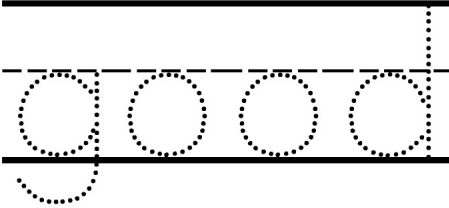
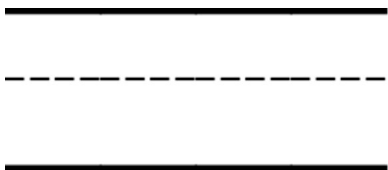
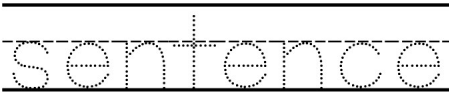
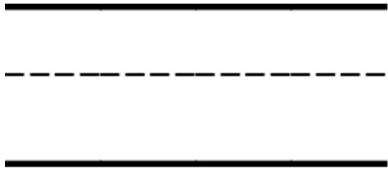
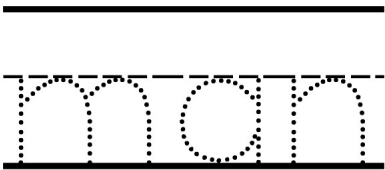

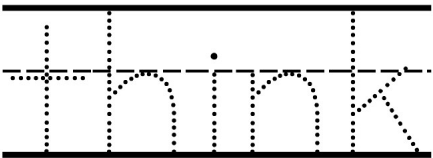
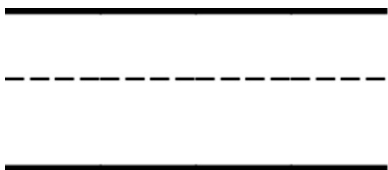
Name: _____

Read It - Trace It - Write It

<p>very</p>	<p>very</p>	<p>_____</p> <p>-----</p> <p>_____</p>
<p>after</p>	<p>after</p>	<p>_____</p> <p>-----</p> <p>_____</p>
<p>thing</p>	<p>thing</p>	<p>_____</p> <p>-----</p> <p>_____</p>
<p>our</p>	<p>our</p>	<p>_____</p> <p>-----</p> <p>_____</p>
<p>just</p>	<p>just</p>	<p>_____</p> <p>-----</p> <p>_____</p>

Name: _____

Read It - Trace It - Write It

name		
good		
sentence		
man		
think		

Name: _____

Read It - Trace It - Write It

<p>say</p>	<p>_____</p> <p>say</p> <p>_____</p>	<p>_____</p> <p>_____</p> <p>_____</p>
<p>great</p>	<p>_____</p> <p>great</p> <p>_____</p>	<p>_____</p> <p>_____</p> <p>_____</p>
<p>where</p>	<p>_____</p> <p>where</p> <p>_____</p>	<p>_____</p> <p>_____</p> <p>_____</p>
<p>help</p>	<p>_____</p> <p>help</p> <p>_____</p>	<p>_____</p> <p>_____</p> <p>_____</p>
<p>through</p>	<p>_____</p> <p>through</p> <p>_____</p>	<p>_____</p> <p>_____</p> <p>_____</p>


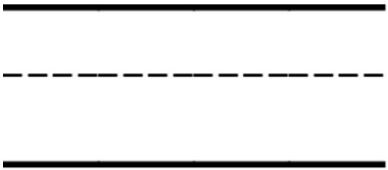
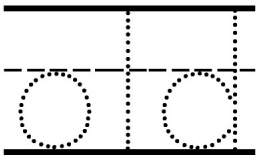

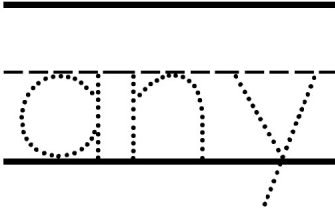
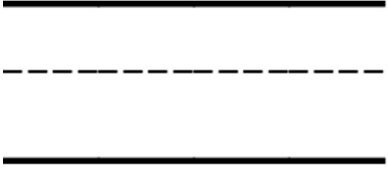
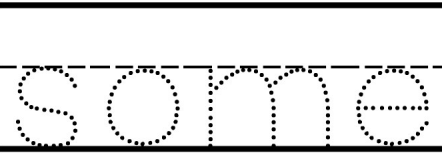
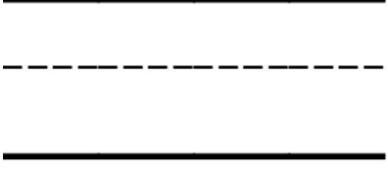
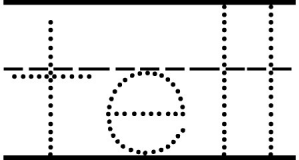
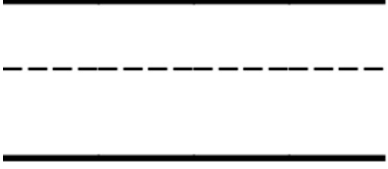
Name: _____

Read It - Trace It - Write It

<p>much</p>	<p>much</p>	<p>_____</p> <p>-----</p> <p>_____</p>
<p>before</p>	<p>before</p>	<p>_____</p> <p>-----</p> <p>_____</p>
<p>line</p>	<p>line</p>	<p>_____</p> <p>-----</p> <p>_____</p>
<p>right</p>	<p>right</p>	<p>_____</p> <p>-----</p> <p>_____</p>
<p>too</p>	<p>too</p>	<p>_____</p> <p>-----</p> <p>_____</p>

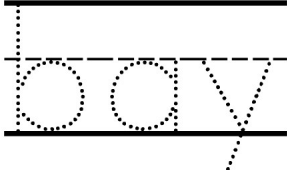
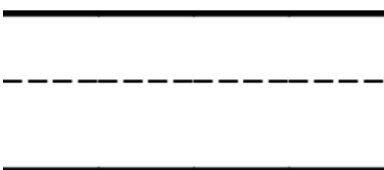
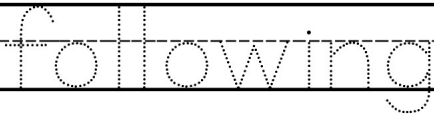
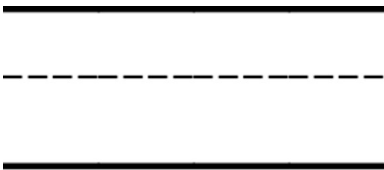

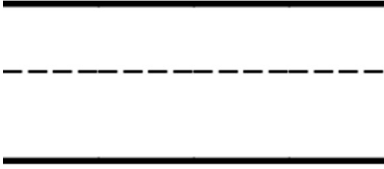

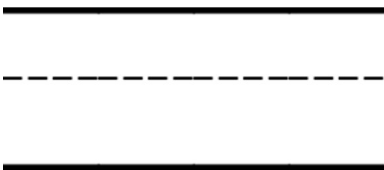

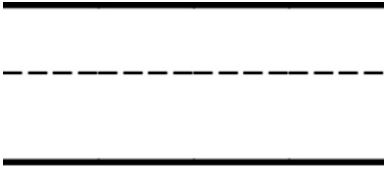
Name: _____

Read It - Trace It - Write It

means		
old		
any		
some		
tell		

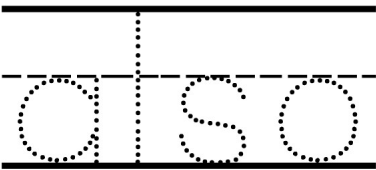
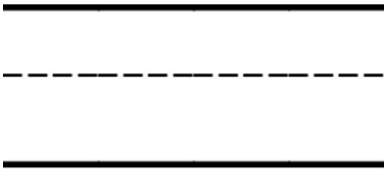
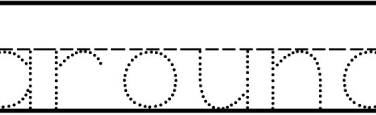
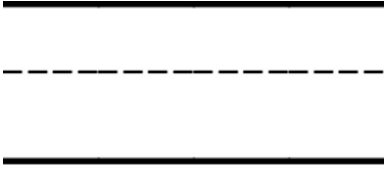

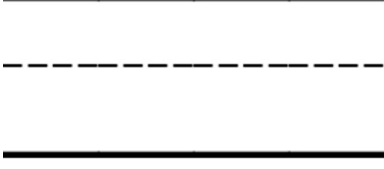

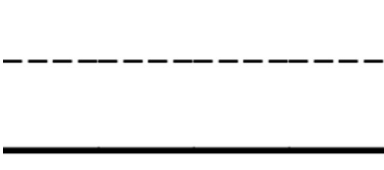
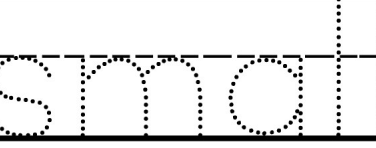
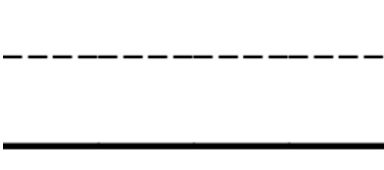
Name: _____

Read It - Trace It - Write It

bay		
following		
came		
want		
show		

Name: _____

Read It - Trace It - Write It

also		
around		
farm		
three		
small		

Name: _____

Read It - Trace It - Write It

set

set

put

put

end

end

does

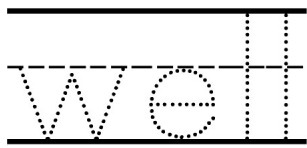
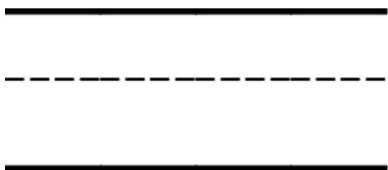

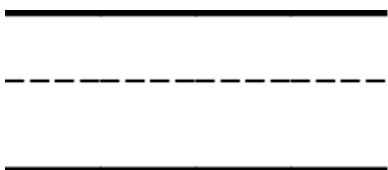


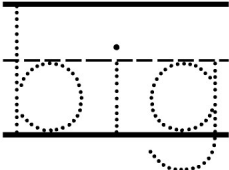
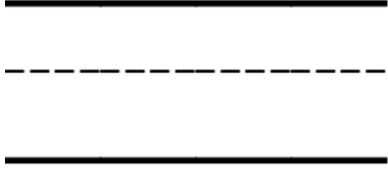

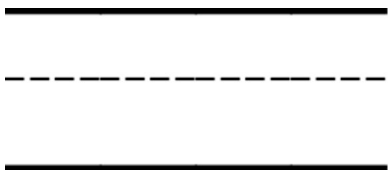
does

another

another

Name: _____

Read It - Trace It - Write It

well		
large		
must		
big		
even		


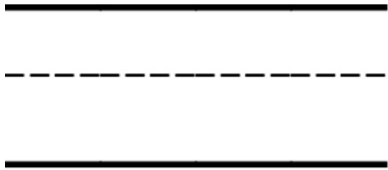

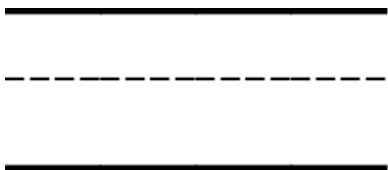

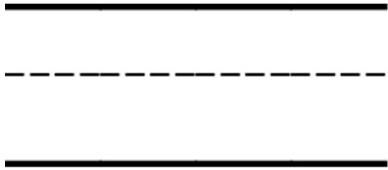
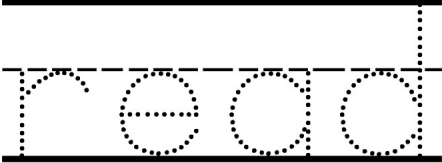
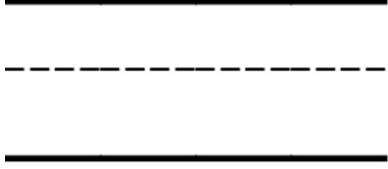
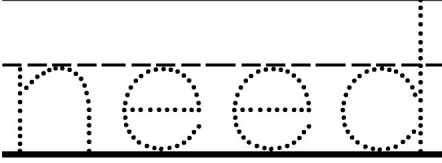
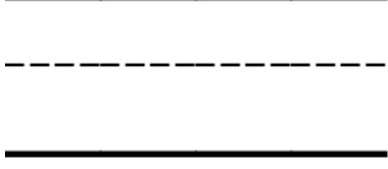
Name: _____

Read It - Trace It - Write It

<p>such</p>	<p>such</p>	<p>_____</p> <p>-----</p> <p>_____</p>
<p>because</p>	<p>because</p>	<p>_____</p> <p>-----</p> <p>_____</p>
<p>turn</p>	<p>turn</p>	<p>_____</p> <p>-----</p> <p>_____</p>
<p>here</p>	<p>here</p>	<p>_____</p> <p>-----</p> <p>_____</p>
<p>why</p>	<p>why</p>	<p>_____</p> <p>-----</p> <p>_____</p>

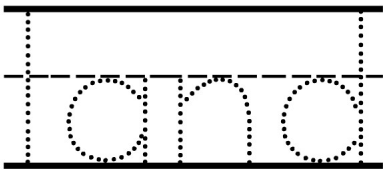
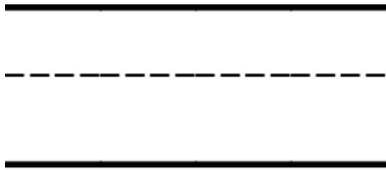
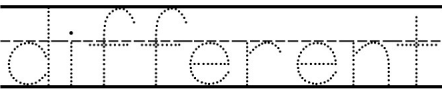
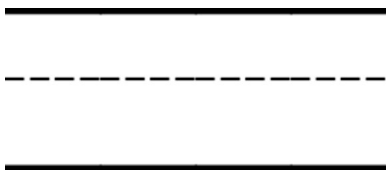

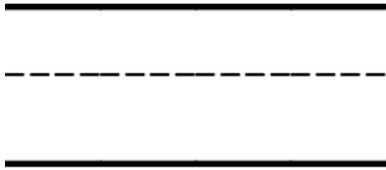

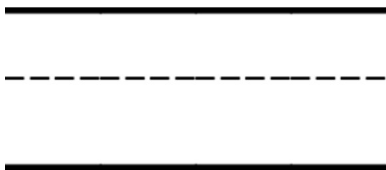

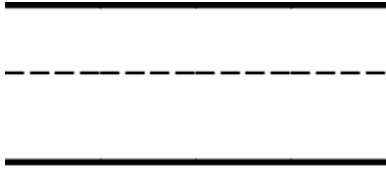
Name: _____

Read It - Trace It - Write It

asked		
went		
men		
read		
need		

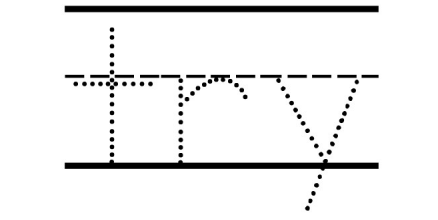
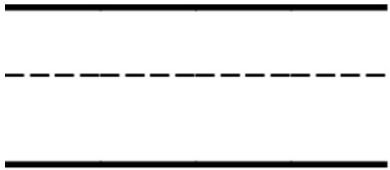
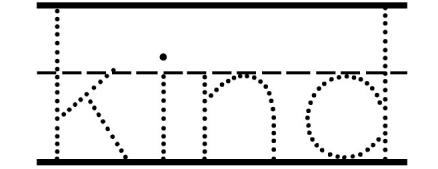
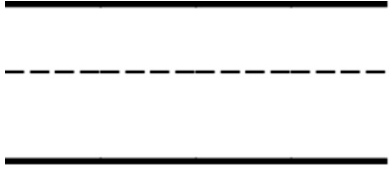

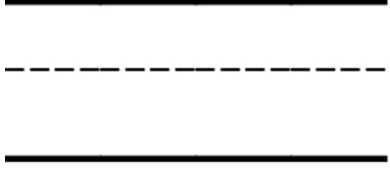
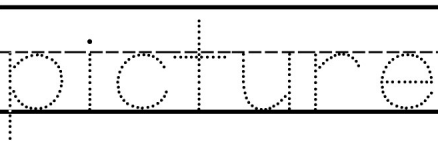

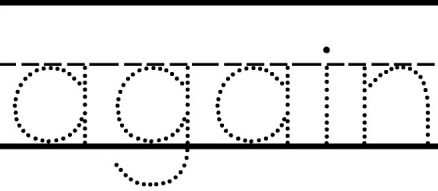
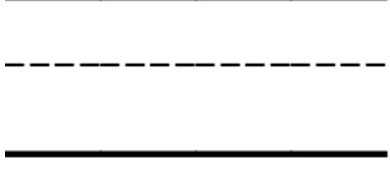
Name: _____

Read It - Trace It - Write It

land		
different		
home		
us		
move		

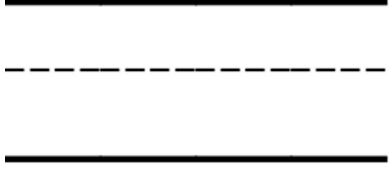
Name: _____

Read It - Trace It - Write It

try		
kind		
hand		
picture		
again		

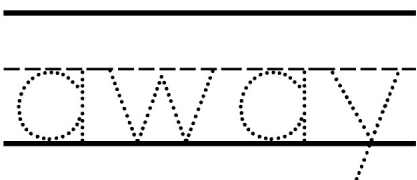
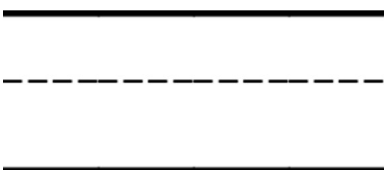
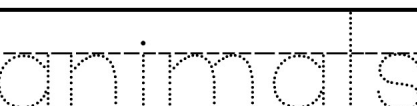
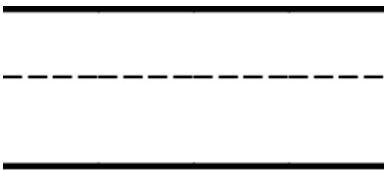

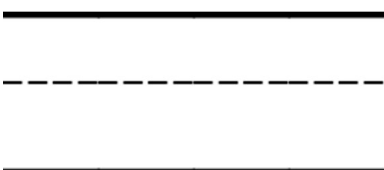
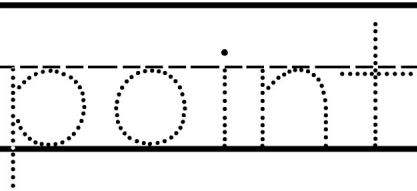
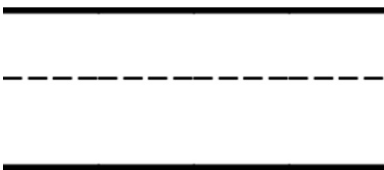
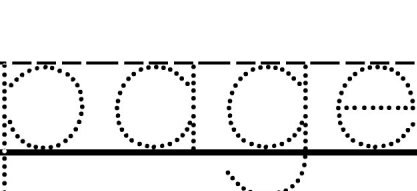
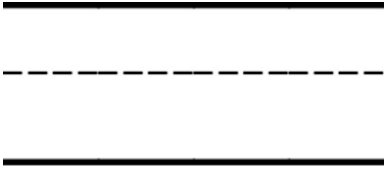
Name: _____

Read It - Trace It - Write It

change		
off		
play		
spell		
air		

Name: _____

Read It - Trace It - Write It

away		
animals		
house		
point		
page		

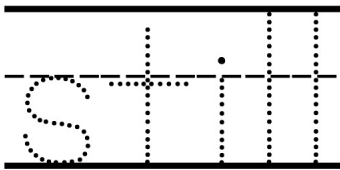
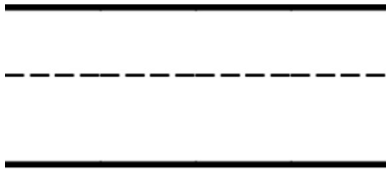
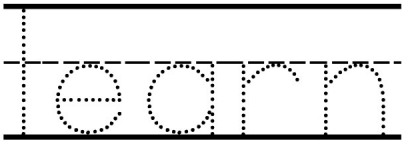
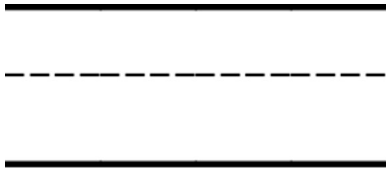

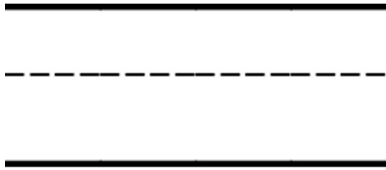
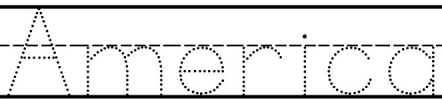

Name: _____

Read It - Trace It - Write It

letters	letters	<hr/> <hr/> <hr/>
mother	mother	<hr/> <hr/> <hr/>
answer	answer	<hr/> <hr/> <hr/>
found	found	<hr/> <hr/> <hr/>
study	study	<hr/> <hr/> <hr/>

Name: _____

Read It - Trace It - Write It

still		
learn		
should		
America		
world	