

Read It - Trace It - Write It

Fry's 1st 100 Sight Words



Name: _____

Read It - Trace It - Write It

in	in	_____
is	is	_____
you	yo	_____
that	th	_____
it		_____

Name: _____

Read It - Trace It - Write It

the	the	_____
of	of	_____
and	and	_____
a	a	_____
to	to	_____


© Fun Early Learning

YOU MAY ALSO ENJOY THESE ACTIVITIES

FUN EARLY Learning math / numbers / shapes

Math Curriculum

Lesson Plans & Hands-on Activities




Preschool / Pre-K / Kindergarten / RTI

FUN EARLY Learning literacy / letters / phonics / writing

Letters & Phonics Curriculum

Lesson Plans & Hands-on Activities




www.FunEarlyLearning.com

FUN EARLY Learning literacy / reading / sight words

Sight Word Practice Bundle

★Fry's 1st-3rd 100 Words★




www.FunEarlyLearning.com

FUN EARLY Learning literacy / sight words / writing

Sight Word Practice

★All Dolch Sight Words★



www.FunEarlyLearning.com

Terms of Use:

You may:

- download this file by visiting FunEarlyLearning.com.
- save this file to your computer.
- print and use as many copies as you'd like for personal use in your classroom or at home where NO profit/money is made, and shall in no way be for commercial purposes or made available through any media.
- share the link to our Fun Early Learning blog page where this printable can be downloaded.

You may not:

- download this file from any site other than FunEarlyLearning.com.
- link directly to this pdf. You may direct people to the Fun Early Learning web page where this pdf is located.
- claim this file as your own.
- alter this electronic file, whether it be deletion, addition, or any matter.
- sell or in any way profit from this electronic file.
- print this file and then sell that printed copy to others.
- store or distribute this file on any other website or another location where others are able to electronically retrieve it (such as Dropbox, One Drive, Facebook, etc.).
- email or send this file in any way to anyone. They must download it themselves directly from our website.

Copyright

All Content included on this website, such as text, graphics, logos, images, and software, is the property of Fun Early Learning or its Content suppliers and is protected by the U.S. and international copyright laws. The reproduction, modification, distribution, republication, display or performance of the Content on this website is strictly prohibited. All images/photos/clip art in this resource were created by Fun Early Learning, and cannot be copied, redistributed, altered, or sold.

This file is for personal or classroom use only. It is not for commercial use. By using it, you agree that you will not copy or reproduce this file except for your own personal, non-commercial use.

Questions?

If you are unclear about our Terms of Use, we're happy to help! Please email us at info@FunEarlyLearning.com and ask before making a purchase or downloading if your intended use is not covered by what is written here. We'll do our best to respond promptly. 😊

Sight Words Practice – Fry's 1st 100

About:

Thank you so much for downloading this product! We hope it will be a great resource for you and that you will love it as much as we do! Please don't hesitate to contact us if you have any questions or concerns. We're here to help in any way we can.

Our Sight Word Practice worksheets help children develop their fine motor skills, independence, attention-span, self-confidence, problem solving skills, and literacy.

Please note that the directions contain affiliate links.

Prep:

Step 1: Print all pages in black and white.

Step 2: Either use as is or [laminates](#) them to use as write and wipe worksheets. If you choose to laminate them, we recommend using [3mil laminating pouches](#) as it's easier to erase whiteboard marker from.

Step 3: Enjoy!

Directions:

Step 1: This worksheet packet focuses on Fry's first 100 sight words. There are 5 sight words per worksheet. For each worksheet, read the first sight word, spell it, and say each letter's sounds (i.e. the; t-h-e spells the; the makes the sounds t-tah, h-ha, e-eh and e).

Step 2: Trace the first sight word in the second column.

Step 3: Write the first sight word on the blank lines in the third column.

Step 4: Repeat steps 1-3 for the remaining 4 sight words on the worksheet.

Check out our website and social media for more freebies, ideas, and teaching tips!



Name: _____

Read It - Trace It - Write It

the

the

of

of

and

and

a

a

to

to

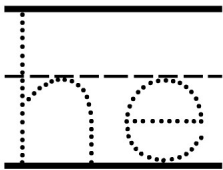
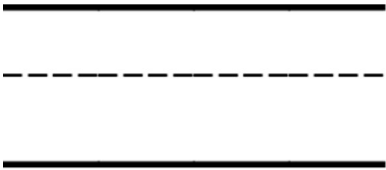


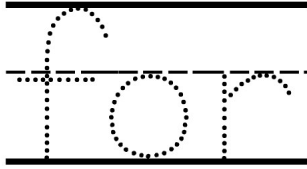
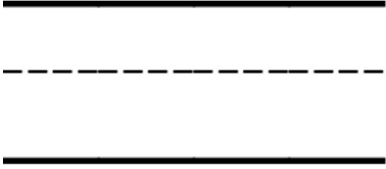
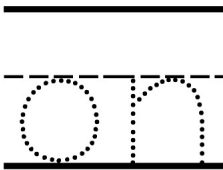


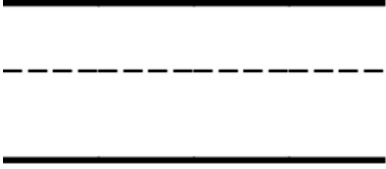
Name: _____

Read It - Trace It - Write It

<p>in</p>	<p>in</p>	<p>_____</p> <p>-----</p> <p>_____</p>
<p>is</p>	<p>is</p>	<p>_____</p> <p>-----</p> <p>_____</p>
<p>you</p>	<p>you</p>	<p>_____</p> <p>-----</p> <p>_____</p>
<p>that</p>	<p>that</p>	<p>_____</p> <p>-----</p> <p>_____</p>
<p>it</p>	<p>it</p>	<p>_____</p> <p>-----</p> <p>_____</p>

Name: _____

Read It - Trace It - Write It

he		
was		
for		
on		
are		

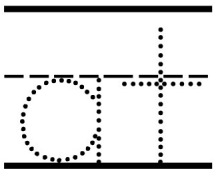
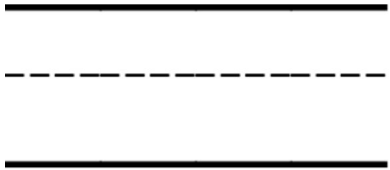
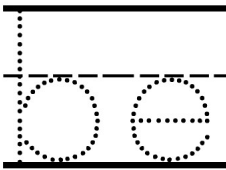
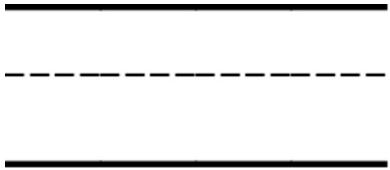
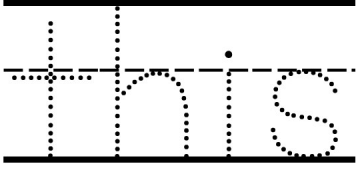
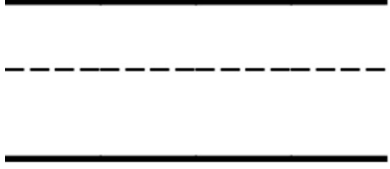
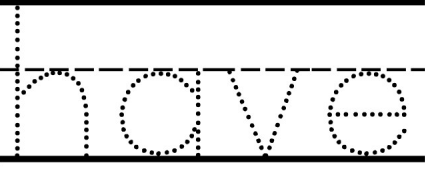
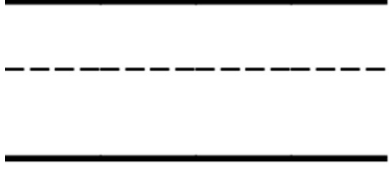

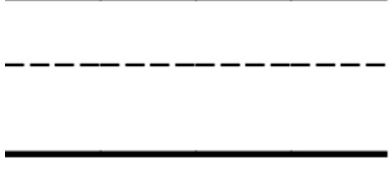
Name: _____

Read It - Trace It - Write It

<p>as</p>	<p>as</p>	<p>_____</p> <p>-----</p> <p>_____</p>
<p>with</p>	<p>with</p>	<p>_____</p> <p>-----</p> <p>_____</p>
<p>his</p>	<p>his</p>	<p>_____</p> <p>-----</p> <p>_____</p>
<p>they</p>	<p>they</p>	<p>_____</p> <p>-----</p> <p>_____</p>
<p>I</p>	<p>I</p>	<p>_____</p> <p>-----</p> <p>_____</p>

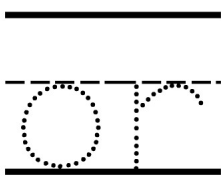
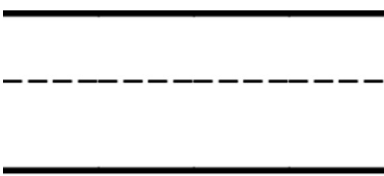
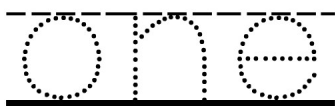
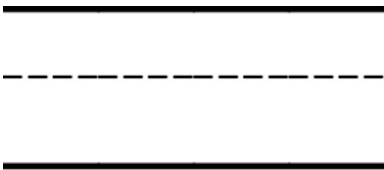
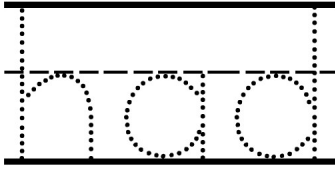
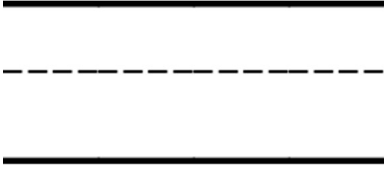
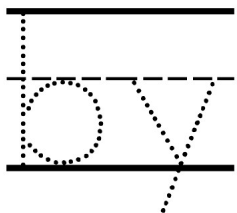
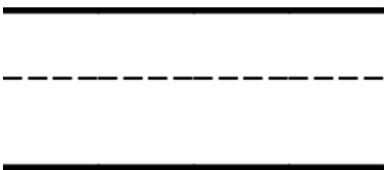

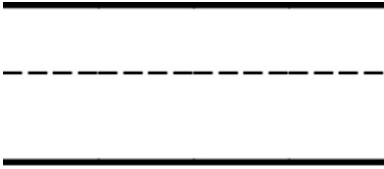
Name: _____

Read It - Trace It - Write It

at		
be		
this		
have		
from		

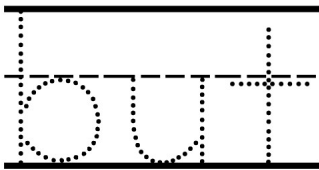
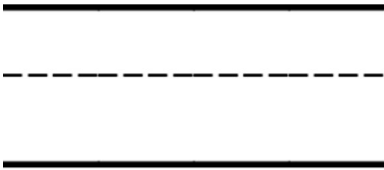

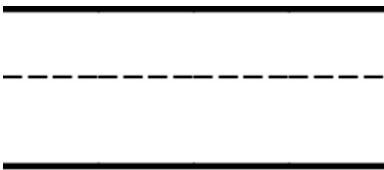
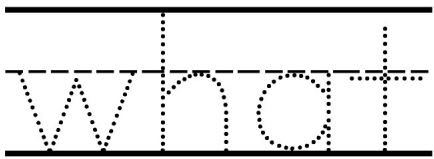
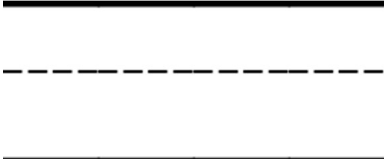
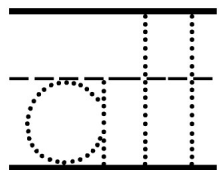
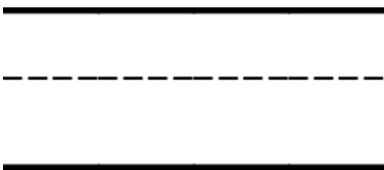
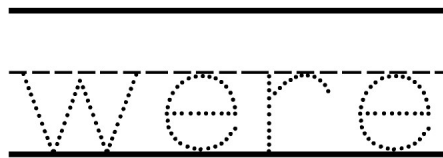
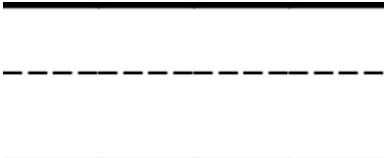
Name: _____

Read It - Trace It - Write It

or		
one		
had		
by		
words		

Name: _____

Read It - Trace It - Write It

but		
not		
what		
all		
were		

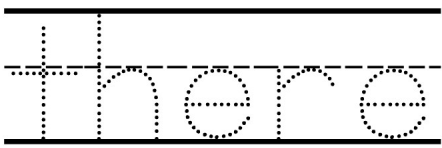
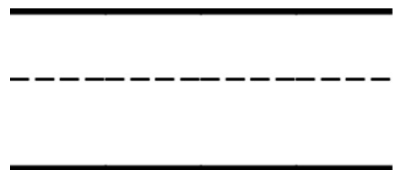


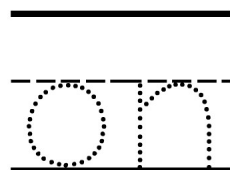
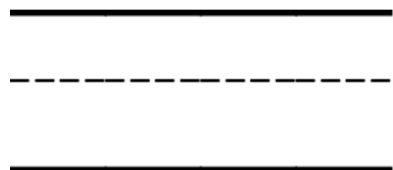
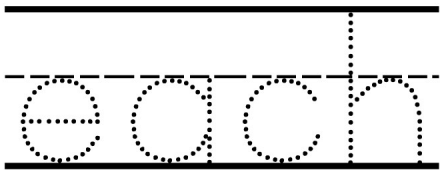
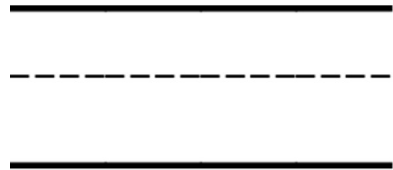
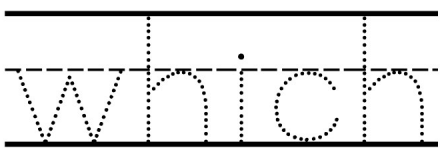
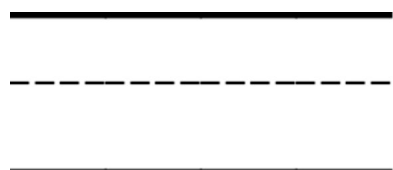
Name: _____

Read It - Trace It - Write It

<p>we</p>	<p>_____</p> <p>we</p> <p>_____</p>	<p>_____</p> <p>-----</p> <p>_____</p>
<p>when</p>	<p>_____</p> <p>when</p> <p>_____</p>	<p>_____</p> <p>-----</p> <p>_____</p>
<p>your</p>	<p>_____</p> <p>your</p> <p>_____</p>	<p>_____</p> <p>-----</p> <p>_____</p>
<p>can</p>	<p>_____</p> <p>can</p> <p>_____</p>	<p>_____</p> <p>-----</p> <p>_____</p>
<p>said</p>	<p>_____</p> <p>said</p> <p>_____</p>	<p>_____</p> <p>-----</p> <p>_____</p>

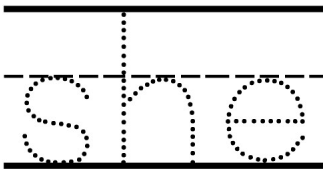
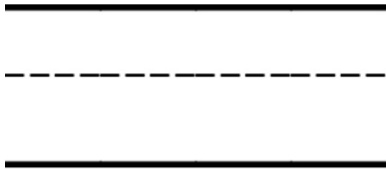
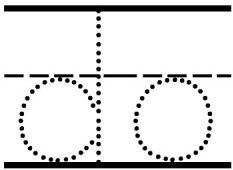
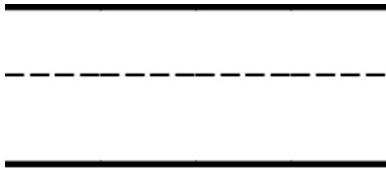
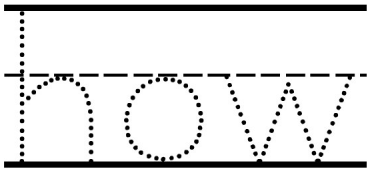
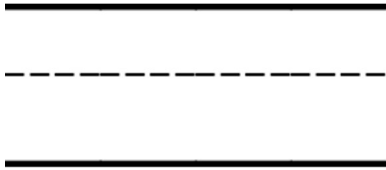

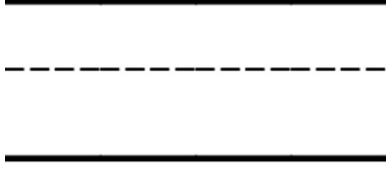
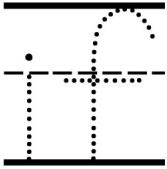
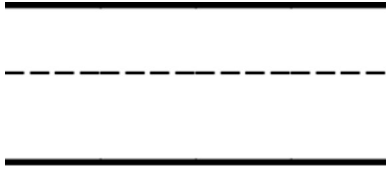
Name: _____

Read It - Trace It - Write It

there		
use		
on		
each		
which		

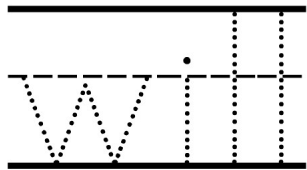
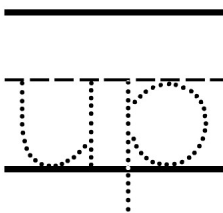
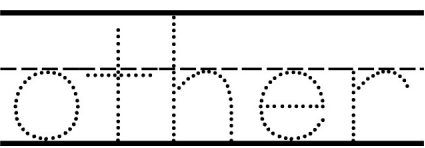
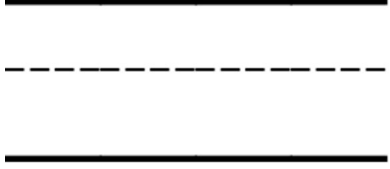
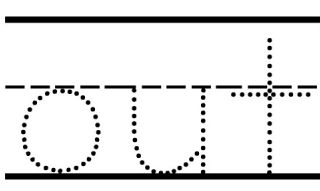
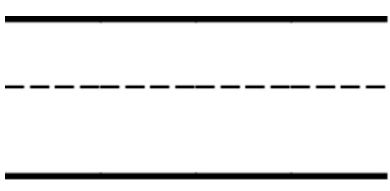
Name: _____

Read It - Trace It - Write It

she		
do		
how		
their		
if		

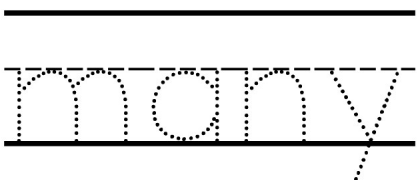
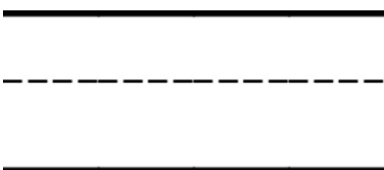
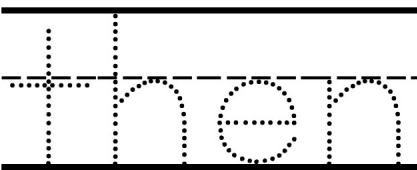
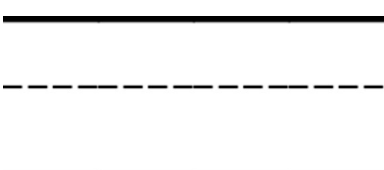
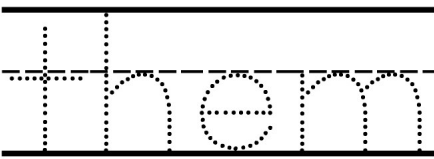
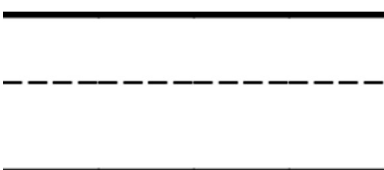

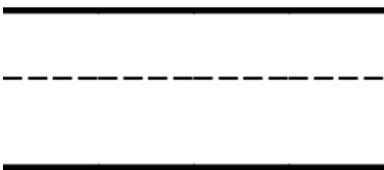


Name: _____

Read It - Trace It - Write It

will		
up		
other		
about		
out		


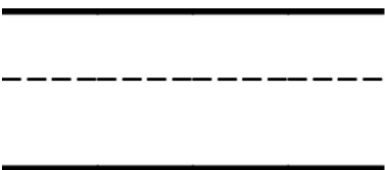
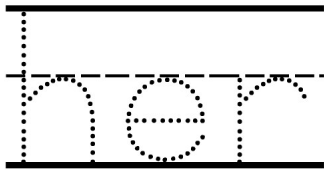

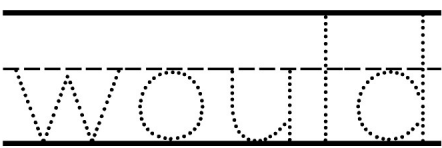
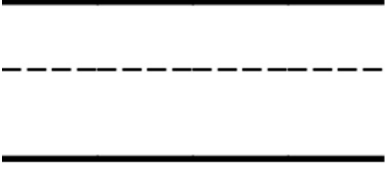
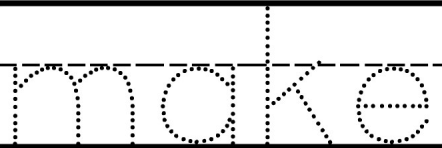
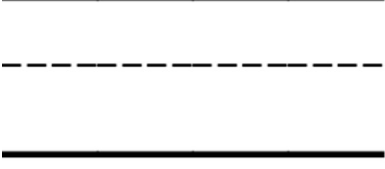
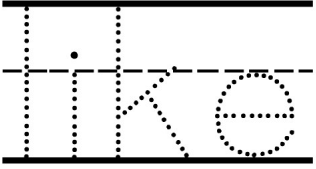
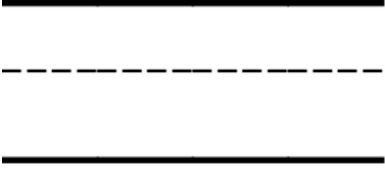
Name: _____

Read It - Trace It - Write It

many		
then		
them		
these		
so		

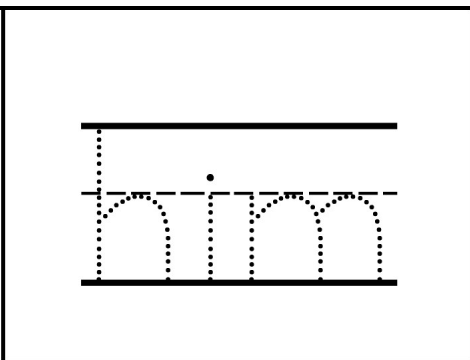
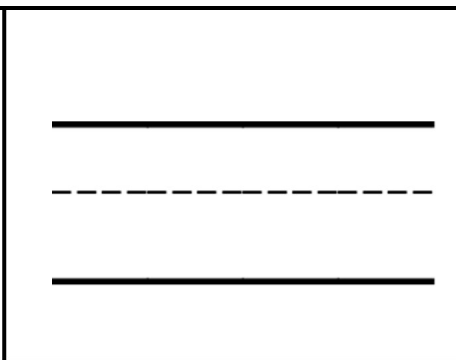
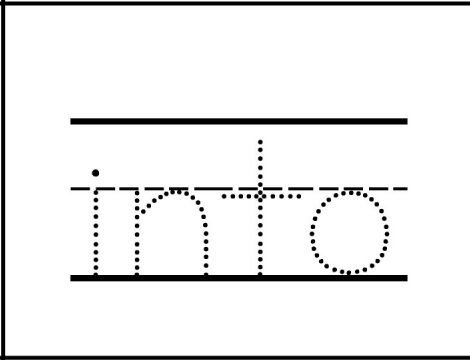
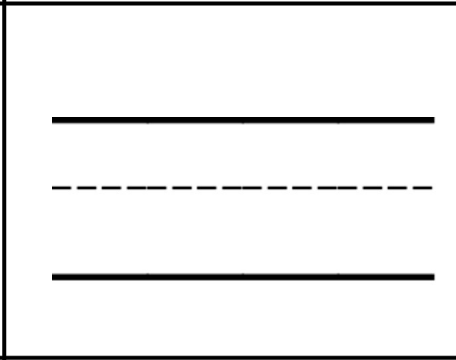
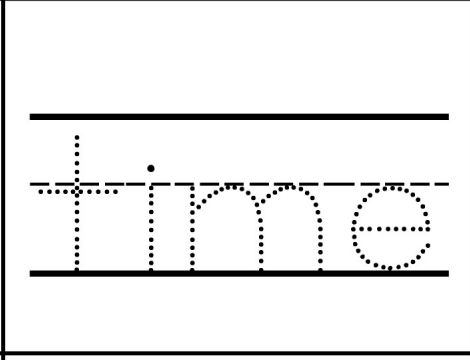
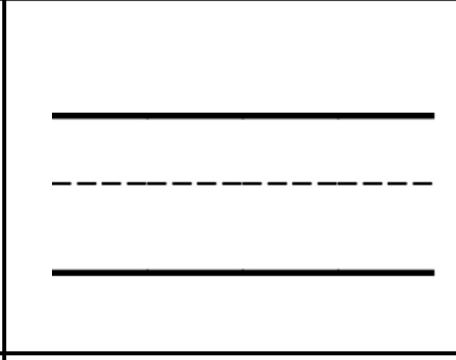
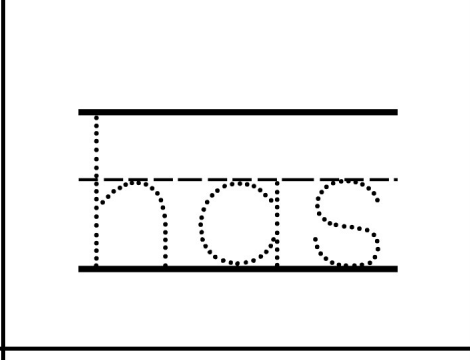
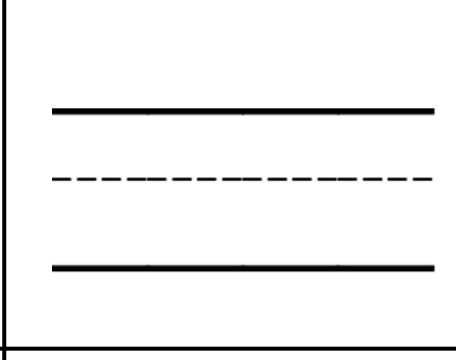
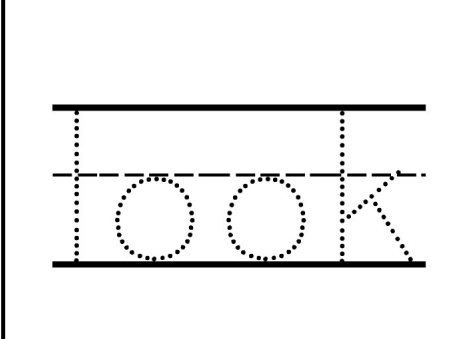
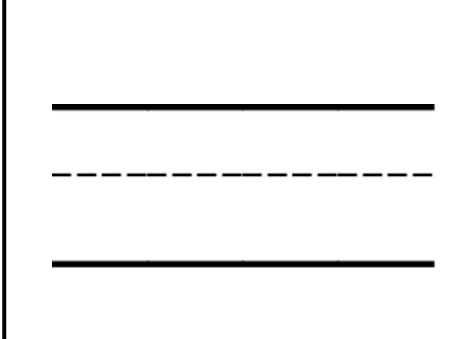
Name: _____

Read It - Trace It - Write It

some		
her		
would		
make		
like		

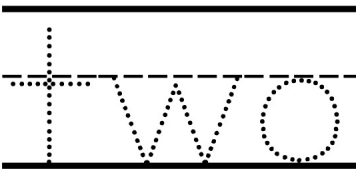
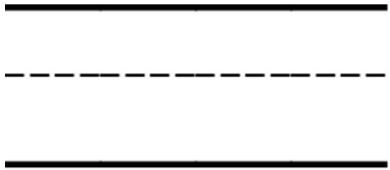
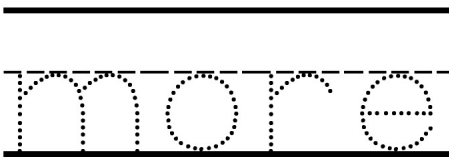
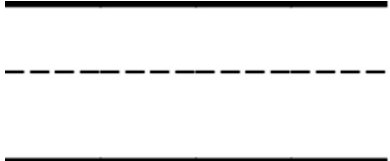
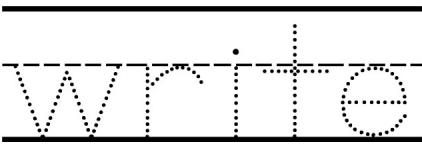

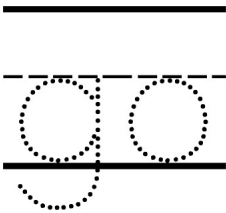
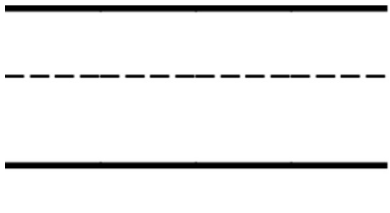

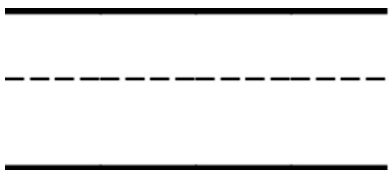
Name: _____

Read It - Trace It - Write It

him		
into		
time		
has		
look		

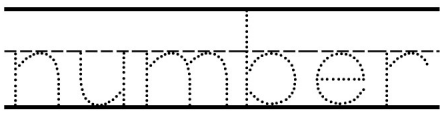
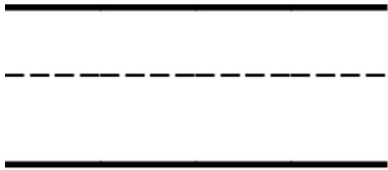


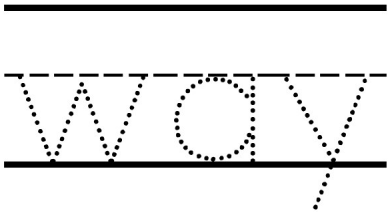
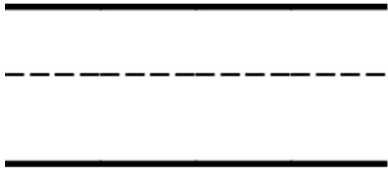
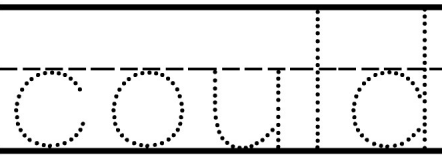
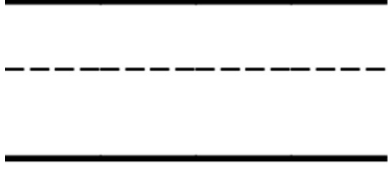
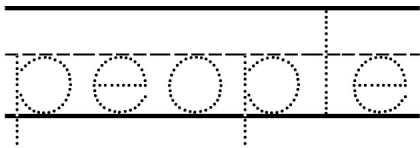
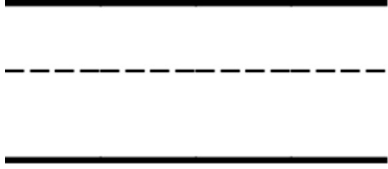
Name: _____

Read It - Trace It - Write It

two		
more		
write		
go		
see		

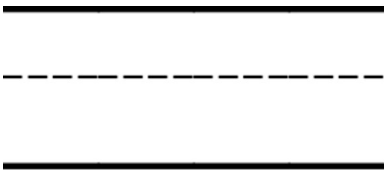
Name: _____

Read It - Trace It - Write It

number		
no		
way		
could		
people		

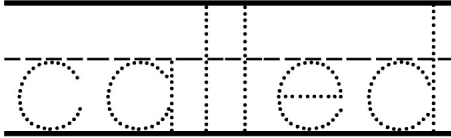
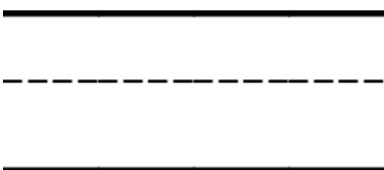
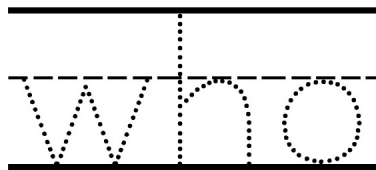
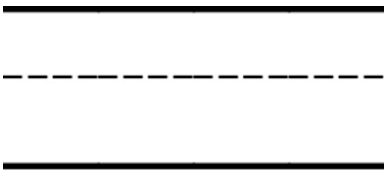
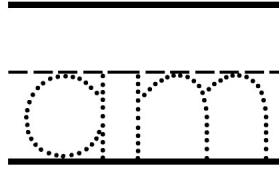
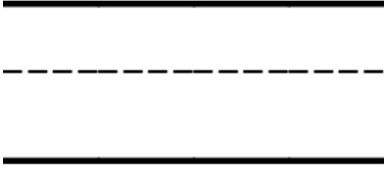
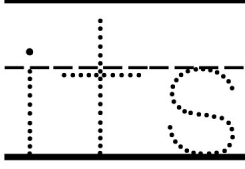
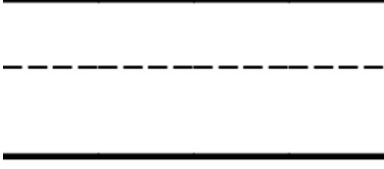
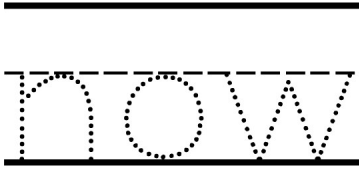
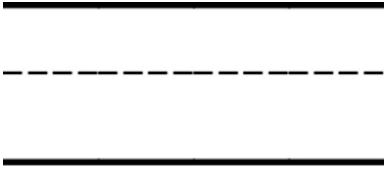
Name: _____

Read It - Trace It - Write It

my		
than		
first		
water		
been		

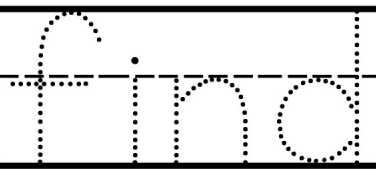
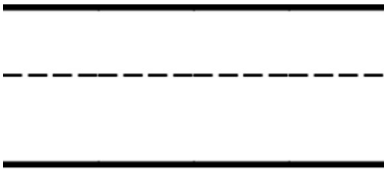
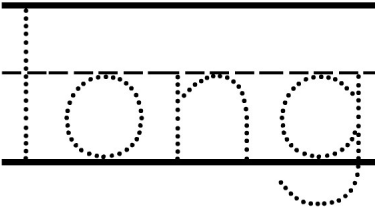
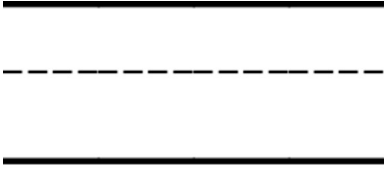
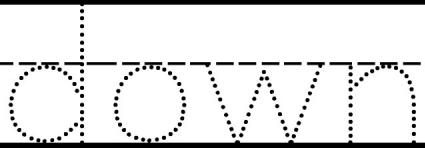

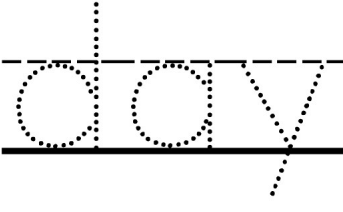
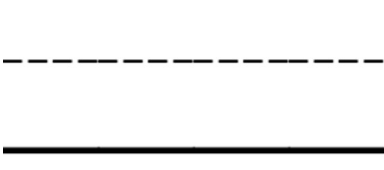
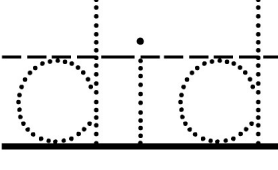
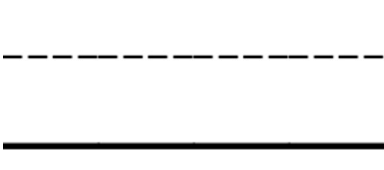
Name: _____

Read It - Trace It - Write It

called		
who		
am		
its		
now		

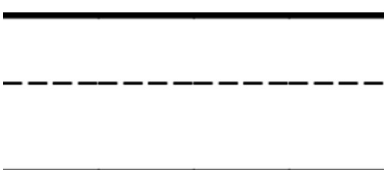
Name: _____

Read It - Trace It - Write It

find		
long		
down		
day		
did		

Name: _____

Read It - Trace It - Write It

<p>get</p>		
<p>come</p>		
<p>made</p>		
<p>may</p>		
<p>part</p>		