

Play Dough Articulation Practice

Fun Speech Activity



Play Dough Articulation Practice

Initial /a/

© Fun Early Learning

Initial /s/

© Fun Early Learning



Terms of Use:

You may:

- download this file by visiting FunEarlyLearning.com.
- save this file to your computer.
- print and use as many copies as you'd like for personal use in your classroom or at home where NO profit/money is made, and shall in no way be for commercial purposes or made available through any media.
- share the link to our Fun Early Learning blog page where this printable can be downloaded.

You may not:

- download this file from any site other than FunEarlyLearning.com and our Teachers Pay Teachers store.
- link directly to this pdf. You may direct people to the Fun Early Learning web page where this pdf is located.
- claim this file as your own.
- alter this electronic file, whether it be deletion, addition, or any matter.
- sell or in any way profit from this electronic file.
- print this file and then sell that printed copy to others.
- store or distribute this file on any other website or another location where others are able to electronically retrieve it such as Dropbox, One Drive, Facebook, etc.).
- email or send this file in any way to anyone. They must download it themselves directly from our website.

Copyright

All Content included on this website, such as text, graphics, logos, images, and software, is the property of the Fun Early Learning or its Content suppliers and is protected by the U.S. and international copyright laws. The reproduction, modification, distribution, republication, display or performance of the Content on this website is strictly prohibited.

This file is for personal or classroom use only. It is not for commercial use. By using it, you agree that you will not copy or reproduce this file except for your own personal, non-commercial use.

Questions?


If you are unclear about our Terms of Use, we're happy to help! Please email us at [info@ FunEarlyLearning.com](mailto:info@FunEarlyLearning.com) and ask before making a purchase or downloading if your intended use is not covered by what is written here. We'll do our best to respond promptly. 😊

YOU MAY ALSO ENJOY THESE ACTIVITIES

FUN EARLY Learning math / numbers / shapes

Math Program

Complete Lesson Plans & Hands-on Activities




Preschool / Pre-K / Kindergarten / RTI

www.FunEarlyLearning.com

FUN EARLY Learning literacy / letters / phonics / writing

Letters & Phonics Curriculum

Fun Lesson Plans & Hands-on Activities



www.FunEarlyLearning.com

FUN EARLY Learning literacy / phonics / speech / apraxia

Apraxia Speech Cards Set

Level 1 – Early Sounds

356 Cards



www.FunEarlyLearning.com

FUN EARLY Learning literacy / phonics / speech / apraxia

Apraxia Speech Cards Set

Level 2 – Advanced Sounds

360 Cards




www.FunEarlyLearning.com

FUN EARLY Learning literacy / letters / phonics / speech

Let's Practice Isolation Sounds

Fun Speech Activity



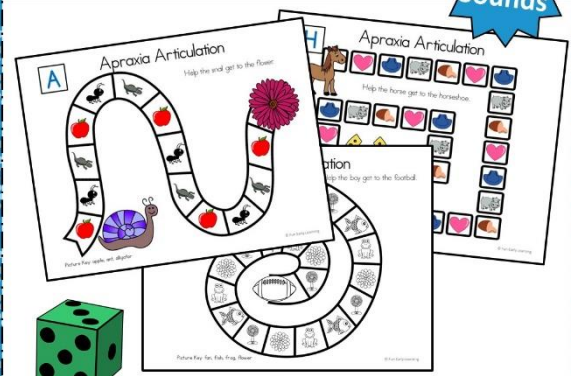
www.FunEarlyLearning.com

FUN EARLY Learning literacy / initial sounds / phonics / speech

Apraxia Articulation Games

A-M Speech Activity

Initial Sounds



www.FunEarlyLearning.com

Play Dough Articulation Practice

About:

Thank you so much for downloading this product! We hope it will be a great resource for you and that you will love it as much as we do! Please don't hesitate to contact us if you have any questions or concerns. We're here to help in any way we can.

Our Play Dough Articulation Practice activity helps children work on pronouncing beginning sounds that they're struggling with. You can choose to use all 26 mats, or focus on the sound that your child is struggling with. Children love using play dough with this activity and stay engaged and excited to continue learning!

Prep:

Step 1: Print pages 4-29 single or double-sided in color.

Step 2: Laminate the pages or insert into page protectors.

Step 3: Grab [play dough](#) and enjoy! You could also use a [whiteboard marker](#) and [eraser](#) instead of Play Dough.

Directions:

Step 1: Say the name of the letter 5 times. Each time you say it, roll a ball of play dough and place it in one of the boxes below the bubble letter. Roll the play dough into a snake and place it over the letter. You can also trace the letter with a whiteboard marker.

Step 2: Point to each picture and say its name. Listen closely to the initial sound. Every time you say all of the picture names, roll a play dough ball and place it in the box below the pictures. You'll say the names 5 times.





Step 3: Can you think of anything else that starts with the focus letter?

Check out our website for more freebies, ideas and teaching tips!

www.FunEarlyLearning.com

Play Dough Articulation Practice


Initial /a/



--	--	--	--	--


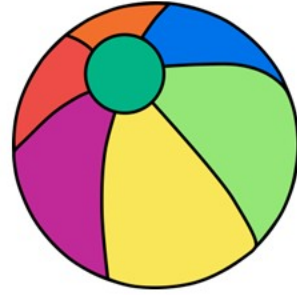
--	--	--	--	--

Play Dough Articulation Practice



--	--	--	--	--

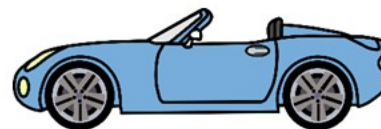
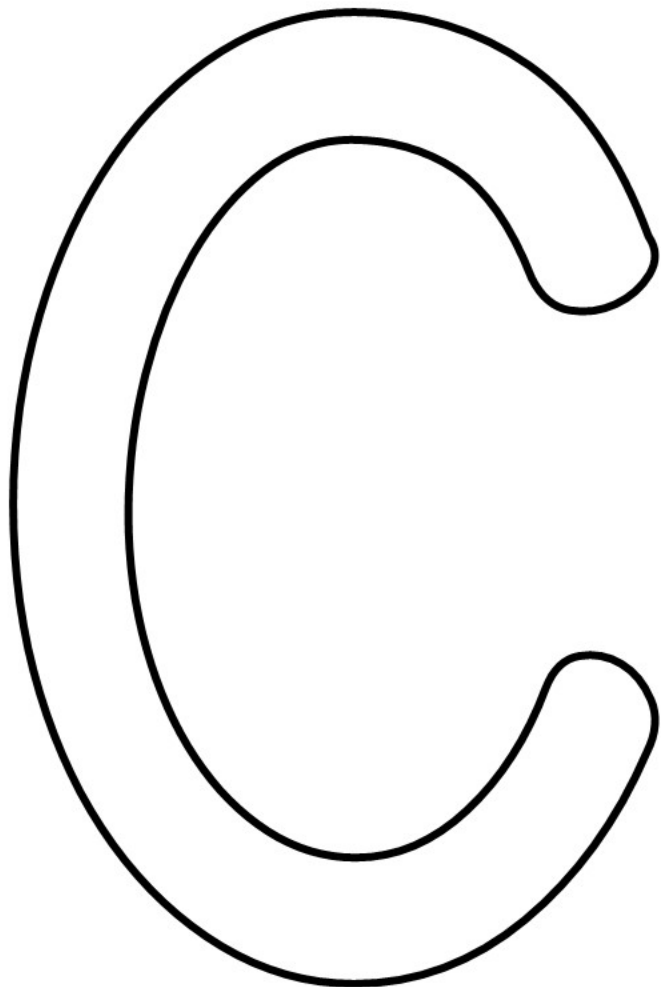
Initial /b/



--	--	--	--	--

Play Dough Articulation Practice

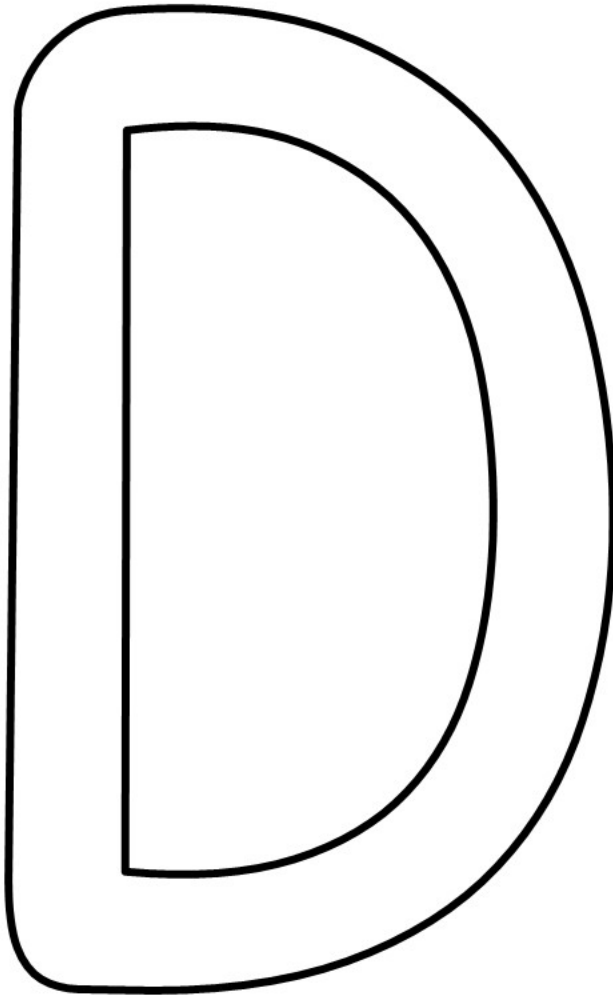
Initial /c/



--	--	--	--	--



--	--	--	--	--

Play Dough Articulation Practice




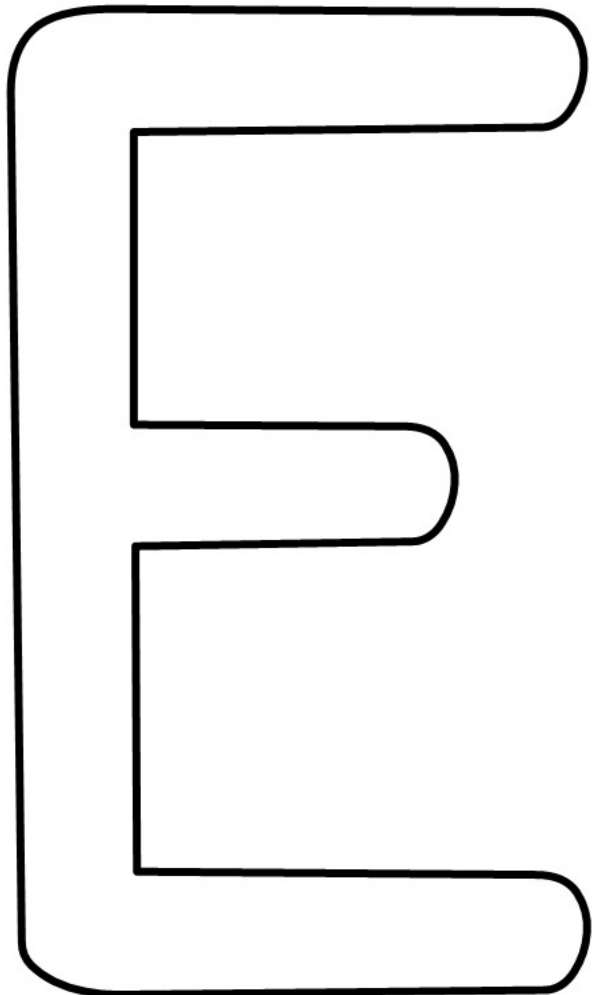
--	--	--	--	--

Initial /c/





--	--	--	--	--

Play Dough Articulation Practice



Initial /e/




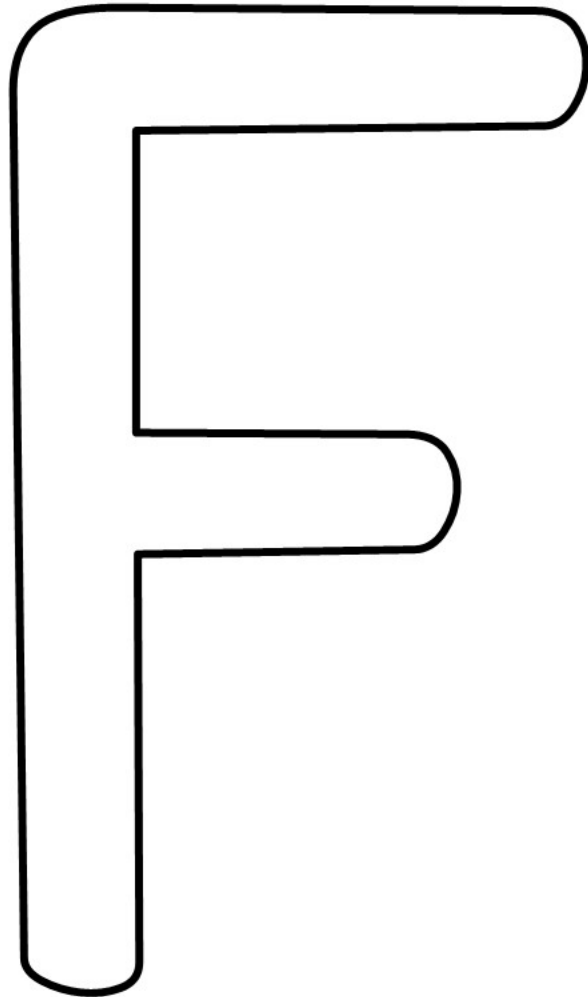


--	--	--	--	--

--	--	--	--	--

Play Dough Articulation Practice

Initial /f/





--	--	--	--	--

--	--	--	--	--

Play Dough Articulation Practice

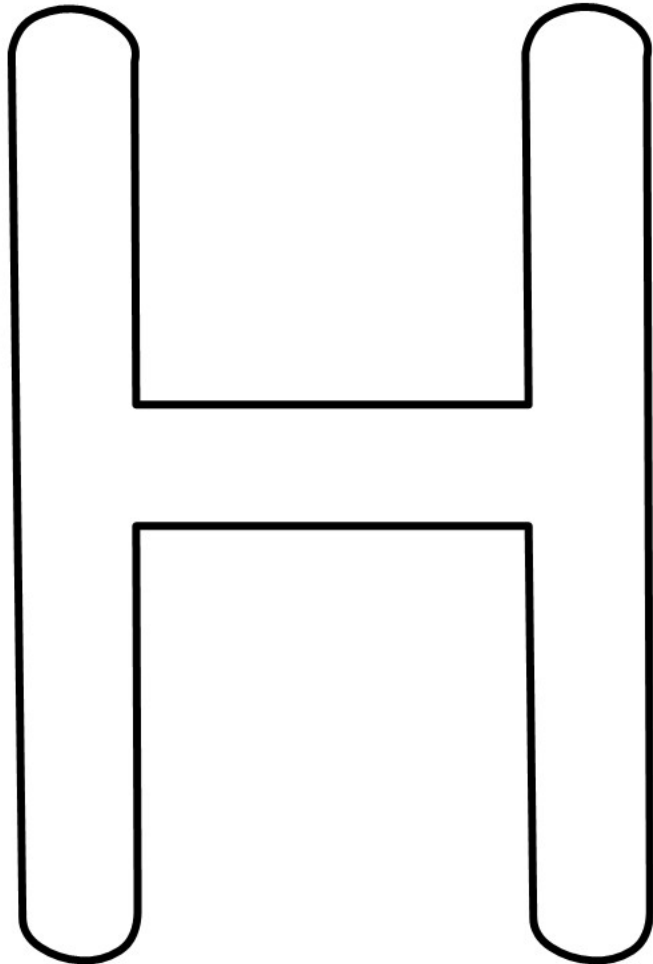
Initial /g/



--	--	--	--	--


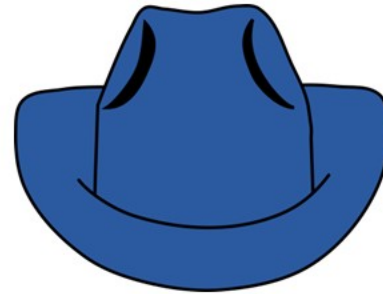

--	--	--	--	--

Play Dough Articulation Practice



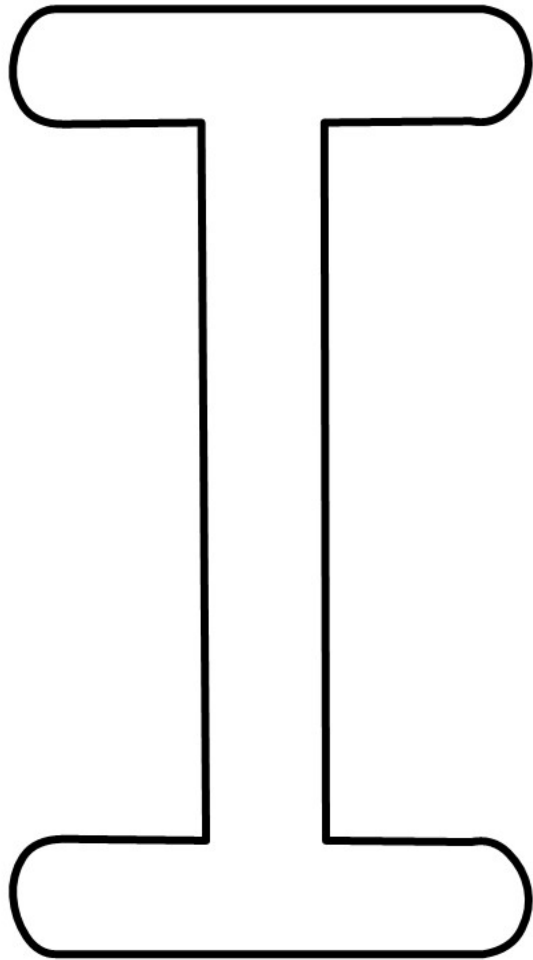
--	--	--	--	--

Initial /h/




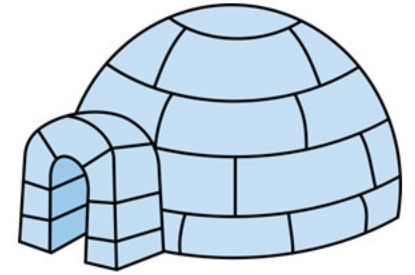
--	--	--	--	--

Play Dough Articulation Practice




--	--	--	--	--

Initial /i/





--	--	--	--	--

Play Dough Articulation Practice




--	--	--	--	--

Initial /j/



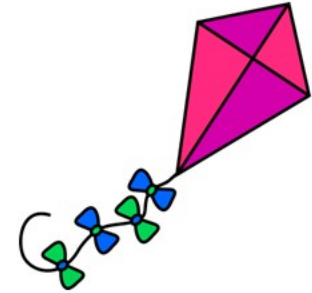
--	--	--	--	--

Play Dough Articulation Practice




--	--	--	--	--

Initial /k/




--	--	--	--	--

Play Dough Articulation Practice




--	--	--	--	--

Initial /l/





--	--	--	--	--

Play Dough Articulation Practice



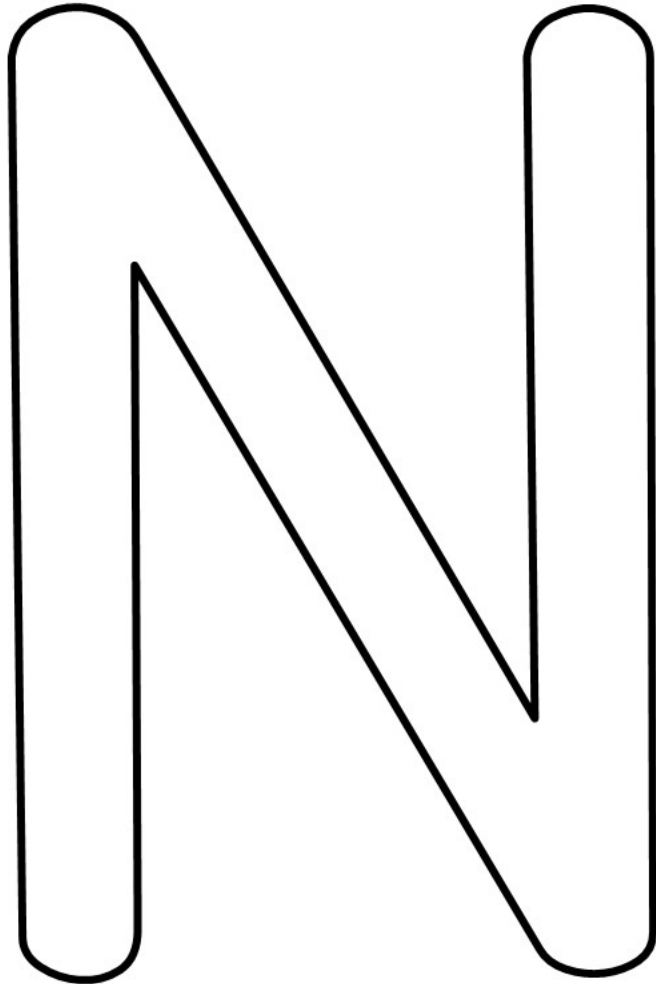
--	--	--	--	--

Initial /m/



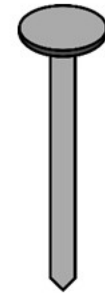
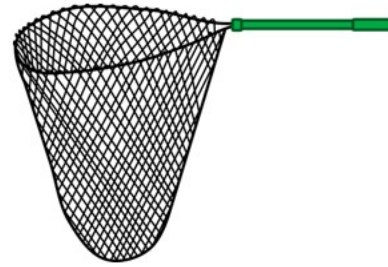
--	--	--	--	--

Play Dough Articulation Practice



--	--	--	--	--


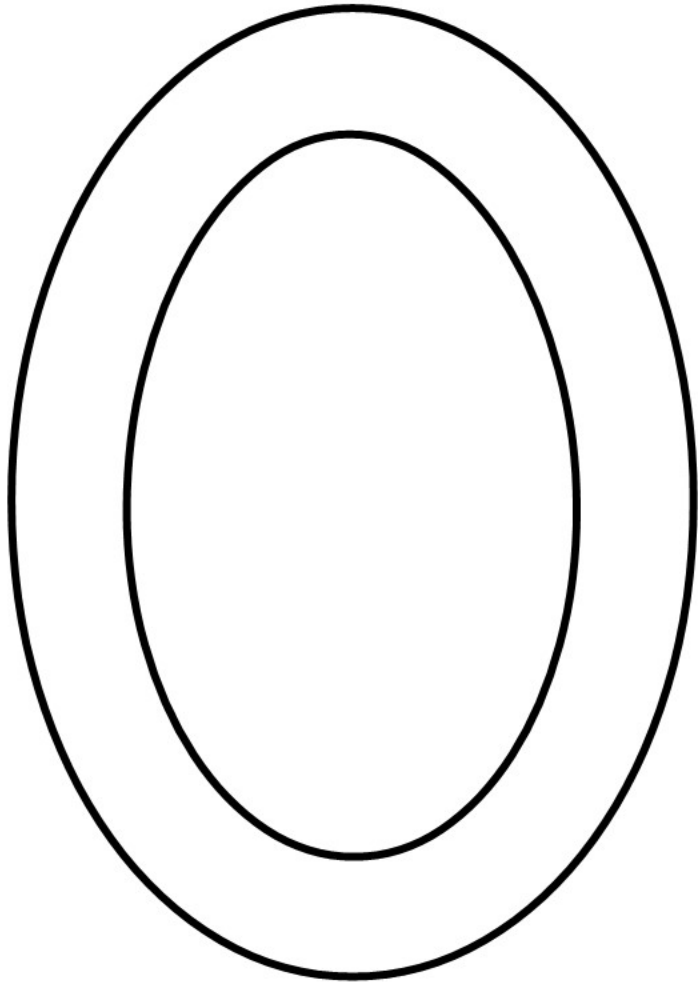
Initial /n/



--	--	--	--	--

Play Dough Articulation Practice

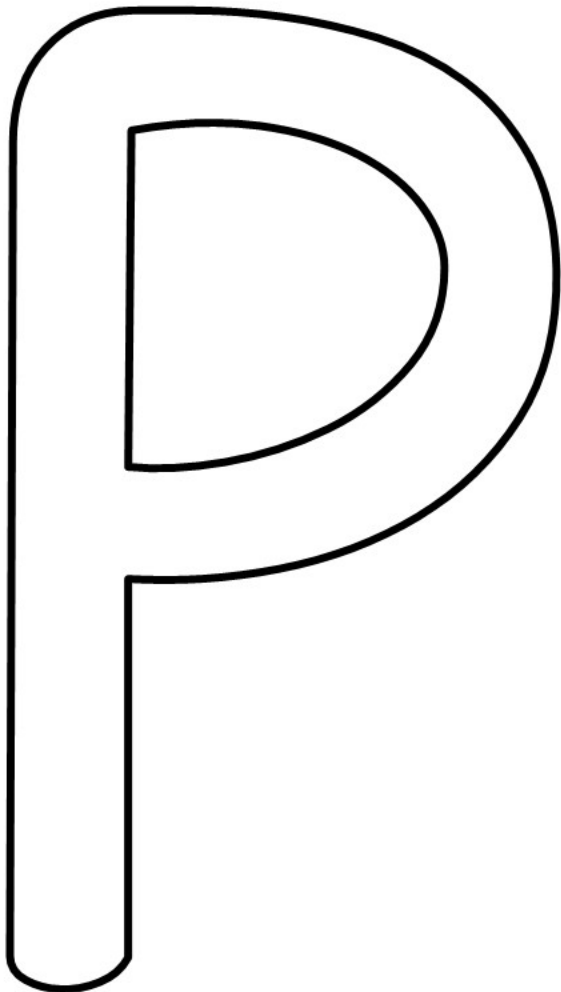
Initial /o/



--	--	--	--	--



--	--	--	--	--

Play Dough Articulation Practice



--	--	--	--	--


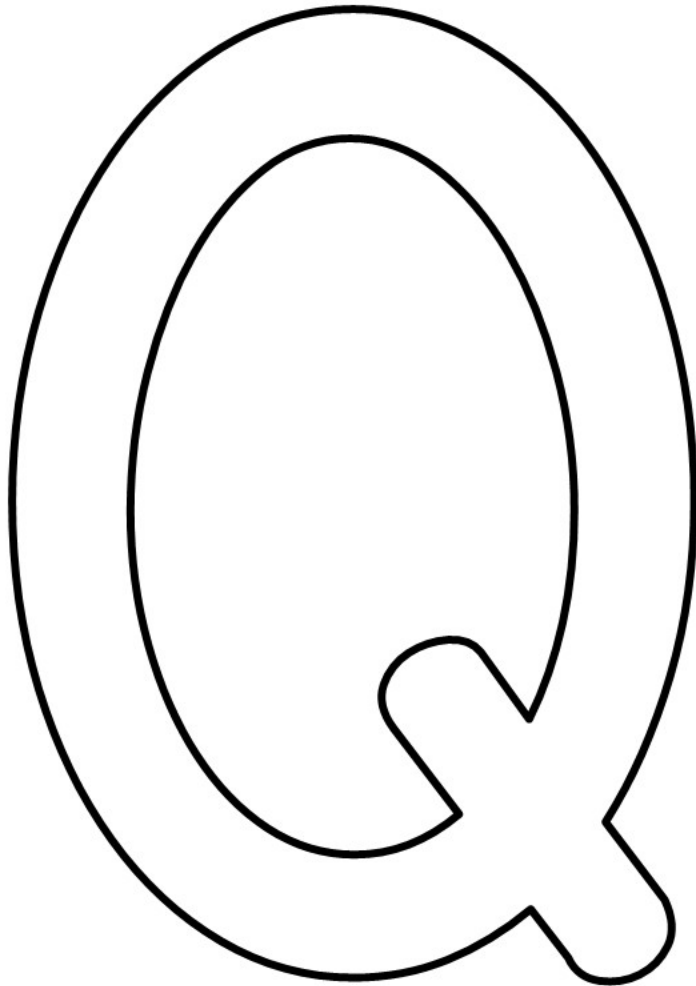
Initial /p/



--	--	--	--	--

Play Dough Articulation Practice

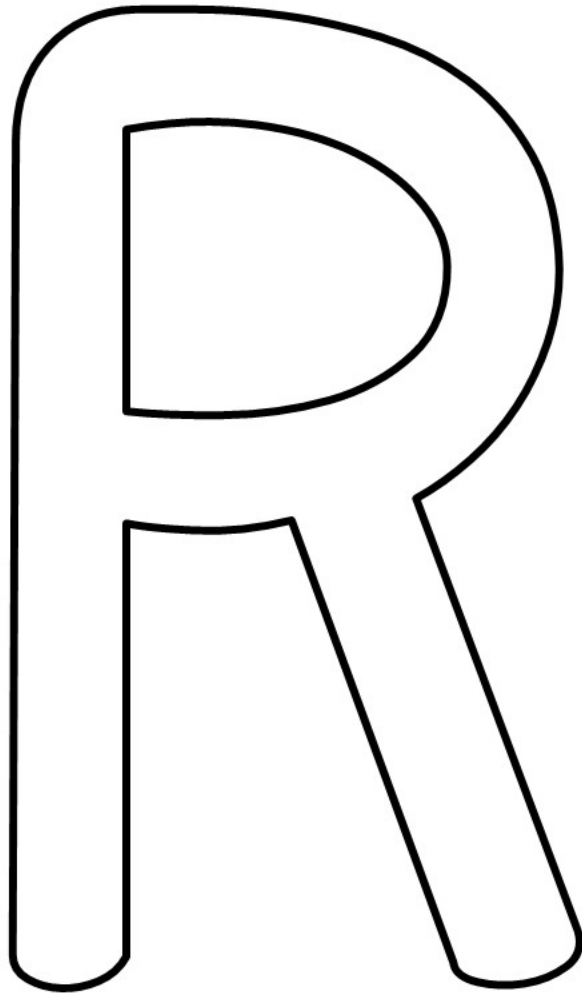
Initial /q/



--	--	--	--	--


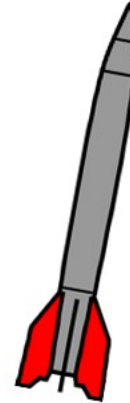
--	--	--	--	--

Play Dough Articulation Practice




--	--	--	--	--

Initial /r/



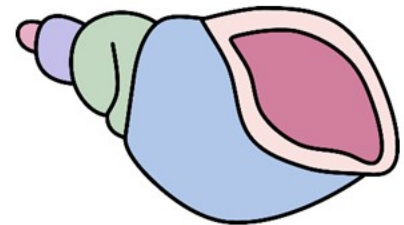

--	--	--	--	--

Play Dough Articulation Practice




--	--	--	--	--

Initial /s/






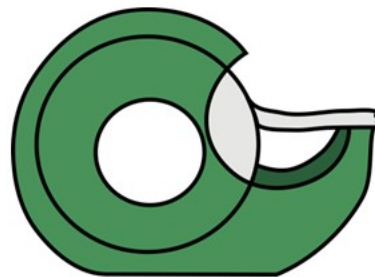
--	--	--	--	--

Play Dough Articulation Practice



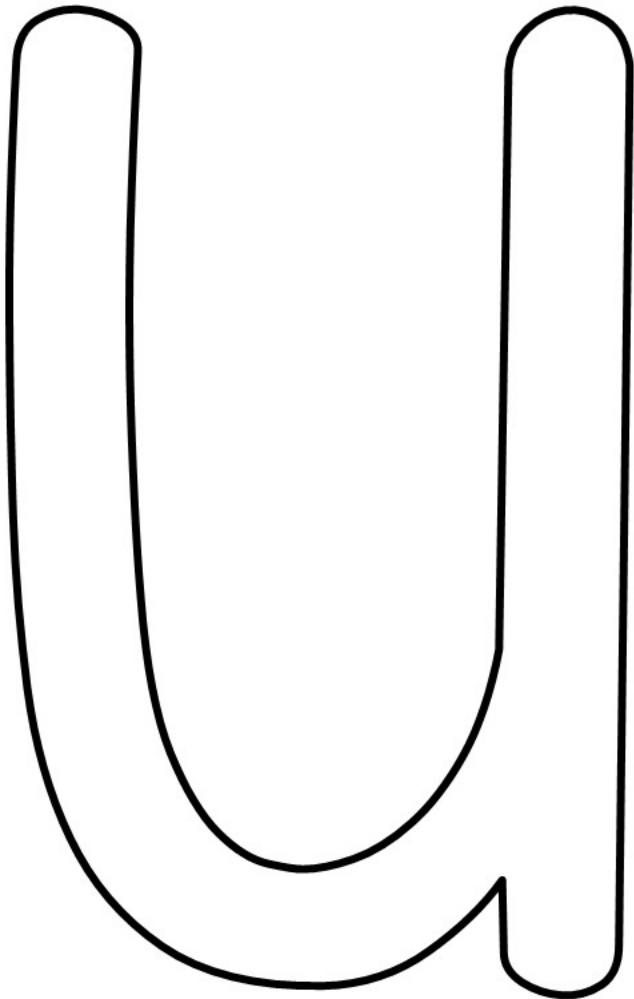
--	--	--	--	--

Initial /t/



--	--	--	--	--

Play Dough Articulation Practice



--	--	--	--	--


Initial /u/



--	--	--	--	--

Play Dough Articulation Practice


Initial /v/



--	--	--	--	--



--	--	--	--	--

Play Dough Articulation Practice



--	--	--	--	--




Initial /w/



--	--	--	--	--

Play Dough Articulation Practice

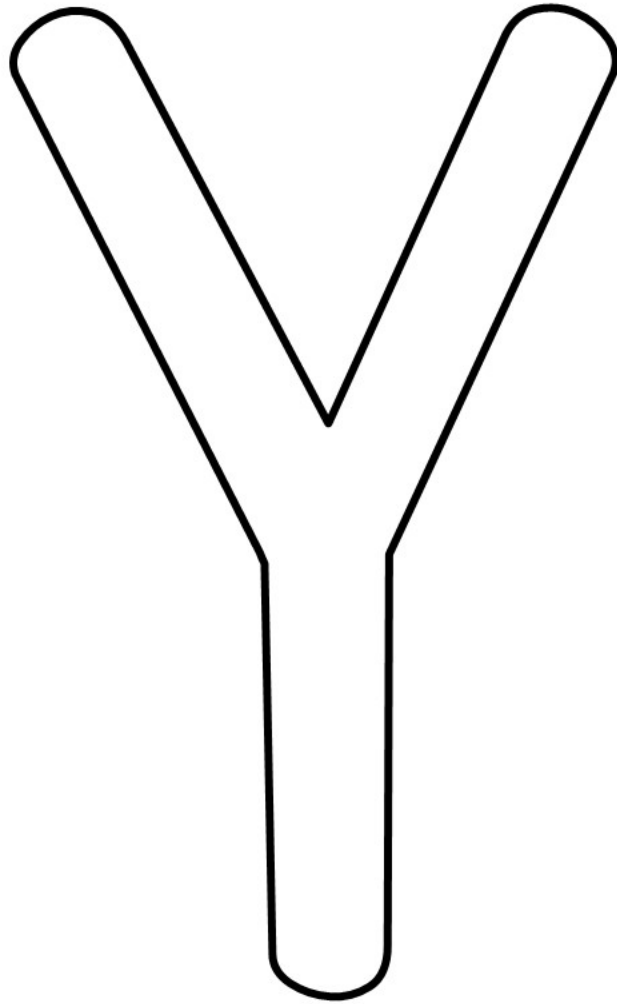
Initial /x/



--	--	--	--	--

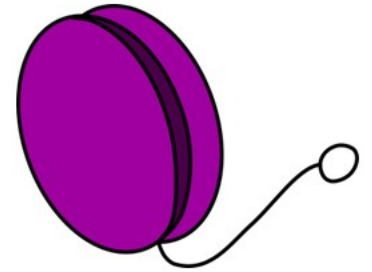
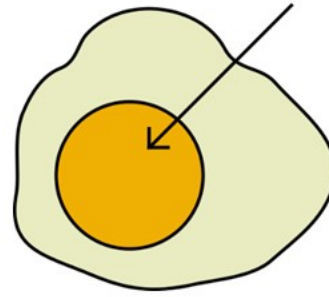
--	--	--	--	--

Play Dough Articulation Practice



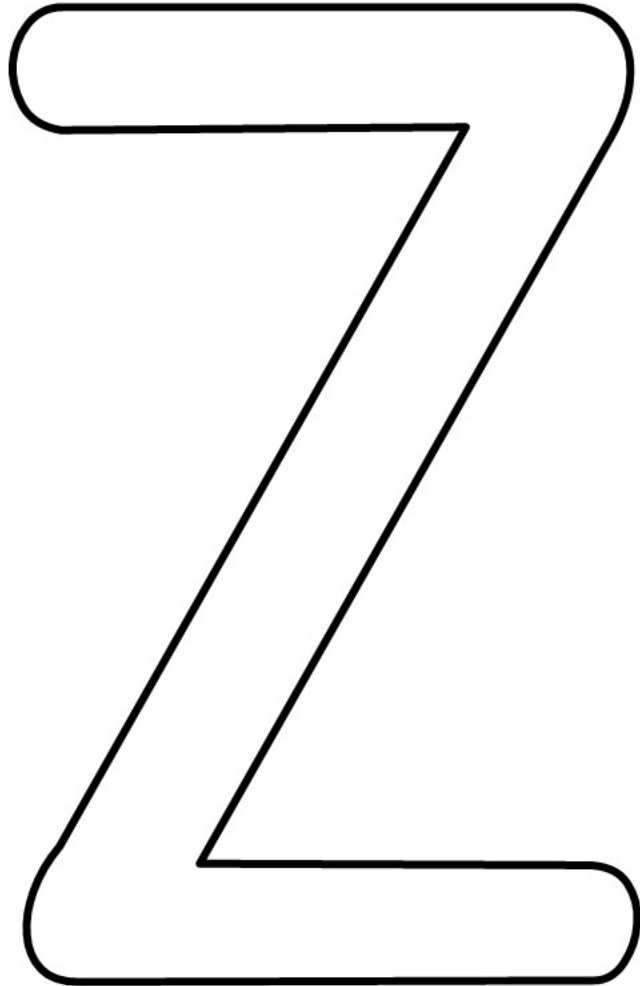
--	--	--	--	--

Initial /y/




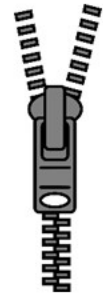


--	--	--	--	--

Play Dough Articulation Practice



--	--	--	--	--

Initial /z/



--	--	--	--	--