
















Moo, Baa, La La La!

Book Companion: Say and Stamp! Initial and Final Sounds




Say the animal name. Color or stamp the correct initial or beginning sound for each animal.

		
a d c	a t	p c t
		
e p u	p u	h z r
		
e s	d m t	s d m t

place an object over the correct initial or beginning sound for each animal.

	
m t	p c t
	
p u	h z r
	
s	d m t

correct initial or beginning sound for each animal.


T P C T

U H Z R

D M T

© Fun Early Learning



Terms of Use:

You may:

- download this file by visiting FunEarlyLearning.com.
- save this file to your computer.
- print and use as many copies as you'd like for personal use in your classroom or at home where NO profit/money is made, and shall in no way be for commercial purposes or made available through any media.
- share the link to our Fun Early Learning blog page where this printable can be downloaded.

You may not:

- download this file from any site other than FunEarlyLearning.com.
- link directly to this pdf. You may direct people to the Fun Early Learning web page where this pdf is located.
- claim this file as your own.
- alter this electronic file, whether it be deletion, addition, or any matter.
- sell or in any way profit from this electronic file.
- print this file and then sell that printed copy to others.
- store or distribute this file on any other website or another location where others are able to electronically retrieve it such as Dropbox, One Drive, Facebook, etc.).
- email or send this file in any way to anyone. They must download it themselves directly from our website.

Copyright

All Content included on this website, such as text, graphics, logos, images, and software, is the property of the Fun Early Learning or its Content suppliers and is protected by the U.S. and international copyright laws. The reproduction, modification, distribution, republication, display or performance of the Content on this website is strictly prohibited.

This file is for personal or classroom use only. It is not for commercial use. By using it, you agree that you will not copy or reproduce this file except for your own personal, non-commercial use.

Questions?

If you are unclear about our Terms of Use, we're happy to help! Please email us at [info@ FunEarlyLearning.com](mailto:info@FunEarlyLearning.com) and ask before making a purchase or downloading if your intended use is not covered by what is written here. We'll do our best to respond promptly. 😊

Moo, Baa, La La La! Book Companion: Say and Stamp! Initial and Final Sounds

About:

Thank you so much for downloading this product! We hope it will be a great resource for you and that you will love it as much as we do! Please don't hesitate to contact us if you have any questions or concerns. We're here to help in any way we can.

Our Moo, Baa, La La La! Book Companion: Say and Stamp! Initial and Final Sounds is a speech and language activity for use with *Moo, Baa, La, La, La!* by Sandra Boynton.* It is intended primarily for young children working on increasing language skills.

Children are fascinated by animals and enjoy imitating animal sounds. This fun and silly book is a great way for children to engage in learning to produce early sounds including, "b" and "m." Combine that with our FREE Moo, Baa, La La La! Book Companion activities, and you've got a fun, easy and powerful way to help children produce some of their first "words." You can choose to practice all animal sounds, or focus on the sound that your child is struggling with.

*Book not included. No affiliation with the author.

Prep:

Step 1: Print the pages 4-7 in black and white or pages 8-11 in color. Each set has 2 pages of lowercase letters and 2 pages of uppercase letters. We recommend using the black and white version as worksheets and to laminate the color version to be able to reuse it.

Step 2: Grab some crayons or markers for the black and white version or whiteboard markers /objects for the color version.

Directions:


Step 1: Say the name of each animal and listen for the letter sounds.

Step 2: Stamp or color the correct beginning (initial) or ending (final) sound for each animal.


Check out our website for more freebies, ideas and teaching tips!

www.FunEarlyLearning.com


Say the animal name. Color or stamp the correct initial or beginning sound for each animal.




a d c




d m t




p c t




c y e




v p u




h z r



h z r




f e s




d m t


Say the animal name. Color or stamp the correct final or ending sound for each animal.




h g i




k o j




d m t




x w u




w k g




s m r



f e s




v p u




h g i


Say the animal name. Color or stamp the correct initial or beginning sound for each animal.




A D C




D M T




P C T




C Y E




V P U




H Z R



H G I




F E S




D M T


Say the animal name. Color or stamp the correct final or ending sound for each animal.




H G I




K O J




D M T




X W U




W K G




S M R



F E S




Q S B




H G I


Say the animal name. Write and wipe or place an object over the correct initial or beginning sound for each animal.




a d c




d m t




p c t




c y e



v p u




h z r



h z r




f e s




d m t


Say the animal name. Write and wipe or place an object over the correct final or ending sound for each animal.




h g i




k o j




d m t




x w u



w k g




s m r



f e s




v p u




h g i


Say the animal name. Write and wipe or place an object over the correct initial or beginning sound for each animal.




A D C




D M T




P C T




C Y E



V P U



H Z R



H G I




F E S




D M T

Say the animal name. Write and wipe or place an object over the correct final or ending sound for each animal




H G I




K O J




D M T




X W U



W K G



S M R



F E S



Q S B



H G I