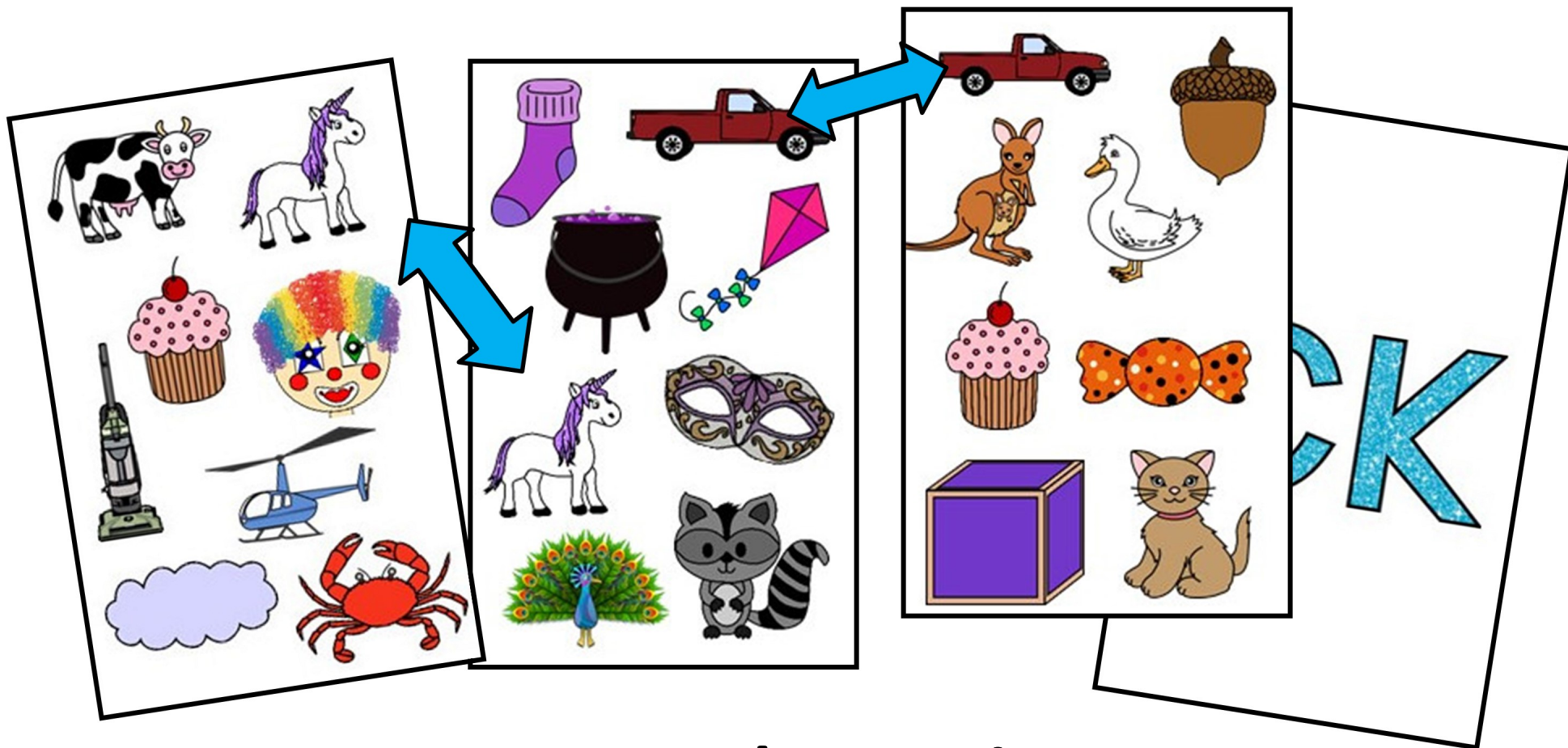


# Matching Mission /ck/ Sound

Fun Phonics & Articulation Activity!




## YOU MAY ALSO ENJOY THESE ACTIVITIES

FUN EARLY Learning math / numbers / shapes

### Math Program

Complete Lesson Plans & Hands-on Activities




Preschool / Pre-K / Kindergarten / RTI

www.FunEarlyLearning.com

FUN EARLY Learning literacy / letters / phonics / writing

### Letters & Phonics Curriculum

Fun Lesson Plans & Hands-on Activities



www.FunEarlyLearning.com

FUN EARLY Learning literacy / letters / phonics

### Initial Sound Picture Sort

Letter-Sound Correspondence




www.FunEarlyLearning.com

FUN EARLY Learning literacy / letters / sounds

### Sort It!

Letter-Sound Correspondence

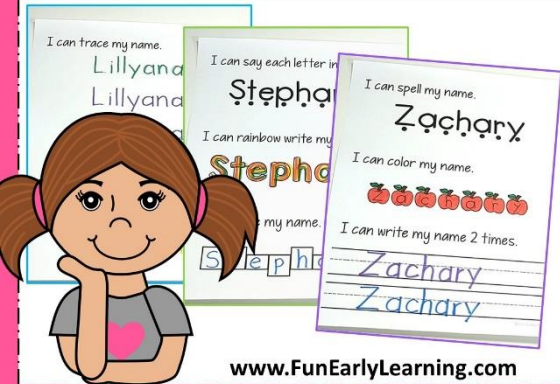


www.FunEarlyLearning.com

FUN EARLY Learning literacy / names

### Name Practice

10 Editable Activities




www.FunEarlyLearning.com

FUN EARLY Learning literacy / letters / phonics / writing

### Interactive Notebook

Letters & Sounds



www.FunEarlyLearning.com





## Terms of Use:

### You may:

- download this file by visiting [FunEarlyLearning.com](http://FunEarlyLearning.com).
- save this file to your computer.
- print and use as many copies as you'd like for personal use in your classroom or at home where NO profit/money is made, and shall in no way be for commercial purposes or made available through any media.
- share the link to our Fun Early Learning blog page where this printable can be downloaded.

### You may not:

- download this file from any site other than [FunEarlyLearning.com](http://FunEarlyLearning.com).
- link directly to this pdf. You may direct people to the Fun Early Learning web page where this pdf is located.
- claim this file as your own.
- alter this electronic file, whether it be deletion, addition, or any matter.
- sell or in any way profit from this electronic file.
- print this file and then sell that printed copy to others.
- store or distribute this file on any other website or another location where others are able to electronically retrieve it such as Dropbox, One Drive, Facebook, etc.).
- email or send this file in any way to anyone. They must download it themselves directly from our website.

## Copyright

All Content included on this website, such as text, graphics, logos, images, and software, is the property of the Fun Early Learning or its Content suppliers and is protected by the U.S. and international copyright laws. The reproduction, modification, distribution, republication, display or performance of the Content on this website is strictly prohibited.

**This file is for personal or classroom use only. It is not for commercial use. By using it, you agree that you will not copy or reproduce this file except for your own personal, non-commercial use.**

## Questions?

If you are unclear about our Terms of Use, we're happy to help! Please email us at [info@ FunEarlyLearning.com](mailto:info@FunEarlyLearning.com) and ask before making a purchase or downloading if your intended use is not covered by what is written here. We'll do our best to respond promptly. 😊

## Matching Mission – /CK/ Sound Game

### About:

Thank you so much for downloading this product! We hope it will be a great resource for you and that you will love it as much as we do! Please don't hesitate to contact us if you have any questions or concerns. We're here to help in any way we can.

Our Matching Mission – CK Sound game helps children work on the /ck/ sound in the initial, middle, and ending placement. There are 57 different /ck/ words in this game. Children love racing each other to find the match first while they practice their sounds!

This game has 56 cards with a total with 8 images on each card. No matter which 2 cards you choose, there will always be one and only one match between the cards. These cards are the same size as a standard deck of cards.

### Prep:

**Step 1:** Print pages 5-22 double-sided in color. Pages 5-18 are the playing cards and pages 19-22 is a word list for review.

**Step 2:** Laminate the pages and cut the cards out along the black lines.

### Directions:









**Option 1:** Place 2 cards face up on the table. Have children race to say which 2 pictures on the cards match. Whoever says the match first gets to hold the cards. Continue to match all of the cards in the deck. At the end, have the children count up how many matches they made. Whoever matched the most wins!

**Option 2:** Give each child one card face up in front of them. Then hold up one card from the deck facing the children. They will race to say which picture on that card matches their own card. Whoever says the match first gets to keep the card. Continue to deal the cards and have the children match your card until the deck is empty. At the end, have the children count up how many matches they made. Whoever matched the most wins!

**Check out our website for more freebies, ideas, and teaching tips!**

[www.FunEarlyLearning.com](http://www.FunEarlyLearning.com)





CK

CK

CK

CK







CK

CK

CK

CK







CK

CK

CK




CK

CK

CK

CK

CK



CK

CK

CK

CK





CK

CK

CK

CK





CK

CK

CK

CK





CK

CK

CK

CK







CK

CK

CK







CK

CK

CK

CK

CK



CK

CK

CK

CK








CK

CK

CK

CK





CK

CK

CK





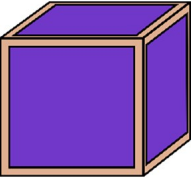





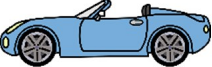







CK

CK
















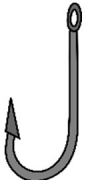


CK




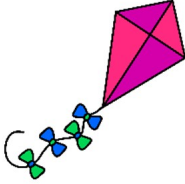







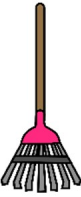
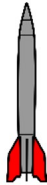





CK

CK

acorn		anchor		backpack	
basket		block		book	
broccoli		cake		can	
candy		car		carrot	
cat		caterpillar		cauldron	
clock		clothespin		cloud	



clown		compass		cookie	
corn		cow		crab	
cracker		crayon		crib	
crown		cupcake		desk	
duck		fork		helicopter	
hook		ice cream		ink	

kangaroo		key		king	
kite		kiwi		koala	
lock		marker		mask	
peacock		raccoon		rake	
rocket		shark		soccer	
sock		truck		unicorn	

vacuum



volcano



zucchini

