
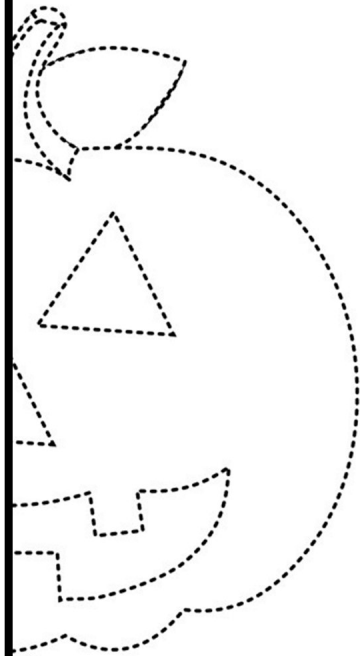


# Halloween Tracing



© Fun Early Learning




© Fun Early Learning

## YOU MAY ALSO ENJOY THESE ACTIVITIES

FUN EARLY Learning math / numbers / shapes

### Math Curriculum




Preschool / Pre-K / Kindergarten / RTI

The illustration shows a girl with long brown hair sitting on a blue block with the number '1'. To her right, a boy with orange hair is standing next to a stack of blocks: an orange block with '3' at the bottom, a purple block with '2' in the middle, and a purple block with '1' on top. The blocks are 3D and have a white face with the numbers.

FUN EARLY Learning literacy / letters / phonics / writing

### Letters Curriculum



www.FunEarlyLearning.com

The illustration shows a girl with dark skin and black hair in pigtails, and a boy with brown hair, both holding a large pink-framed chalkboard. The chalkboard is black and has the letters 'Aa Bb Cc Dd' written in white. The girl is pointing to the letter 'A'.

FUN EARLY Learning Halloween / writing / craftivity

### Halloween Craft Bundle

10 Cut & Paste Crativities



www.FunEarlyLearning.com

The illustration features three Halloween-themed characters: a blue owl wearing a black and white polka-dot witch hat with a yellow star, a green Frankenstein monster with a black square head and purple bolts, and a grey bat with a red bow tie.

FUN EARLY Learning fall / literacy / math / crafts

### Fall Bundle

Literacy, Math & Crafts



www.FunEarlyLearning.com

The illustration shows a girl with brown hair in pigtails, wearing a pink long-sleeved shirt and a pink tutu, holding two pink pom-poms. She is standing next to several pumpkins of different sizes. A sign on one of the pumpkins says 'HAPPY FALL!' in black letters on a white background. There are also some acorns and leaves scattered around the pumpkins.

## Terms of Use:

### You may:

- download this file by visiting [FunEarlyLearning.com](http://FunEarlyLearning.com).
- save this file to your computer.
- print and use as many copies as you'd like for personal use in your classroom or at home where NO profit/money is made, and shall in no way be for commercial purposes or made available through any media.
- share the link to our Fun Early Learning blog page where this printable can be downloaded.

### You may not:

- download this file from any site other than [FunEarlyLearning.com](http://FunEarlyLearning.com).
- link directly to this pdf. You may direct people to the Fun Early Learning web page where this pdf is located.
- claim this file as your own.
- alter this electronic file, whether it be deletion, addition, or any matter.
- sell or in any way profit from this electronic file.
- print this file and then sell that printed copy to others.
- store or distribute this file on any other website or another location where others are able to electronically retrieve it (such as Dropbox, One Drive, Facebook, etc.).
- email or send this file in any way to anyone. They must download it themselves directly from our website.

## Copyright

All Content included on this website, such as text, graphics, logos, images, and software, is the property of Fun Early Learning or its Content suppliers and is protected by the U.S. and international copyright laws. The reproduction, modification, distribution, republication, display or performance of the Content on this website is strictly prohibited. All images/photos/clip art in this resource were created by Fun Early Learning, and cannot be copied, redistributed, altered, or sold.

**This file is for personal or classroom use only. It is not for commercial use. By using it, you agree that you will not copy or reproduce this file except for your own personal, non-commercial use.**

## Questions?

If you are unclear about our Terms of Use, we're happy to help! Please email us at [info@FunEarlyLearning.com](mailto:info@FunEarlyLearning.com) and ask before making a purchase or downloading if your intended use is not covered by what is written here. We'll do our best to respond promptly. 😊

## Halloween Tracing & Coloring

### About:

Thank you so much for downloading this product! I hope it will be a great resource for you and that you will love it as much as I do! Please don't hesitate to contact me if you have any questions or concerns. I'm here to help in any way I can.

Please consider leaving a review. I am grateful for each one you provide. It is so beneficial for me and parents / educators needing learning materials.

*Please note that the directions contain affiliate links.*

### Prep:

**Step 1:** Print pages 5-13 in black and white.

**Step 2** Gather [crayons](#) / [markers](#) / [colored pencils](#). Enjoy! 😊

### Directions:

Place the tracing sheet you would like to complete on the table. Trace around the dotted lines and then color the picture.

Check out our website and social media for more freebies, ideas, and teaching tips!



