


# Find & Dot Valentine's Numbers




## YOU MAY ALSO ENJOY THESE ACTIVITIES

FUN EARLY Learning math / numbers / shapes

### Math Program

Complete Lesson Plans & Hands-on Activities




Preschool / Pre-K / Kindergarten / RTI

www.FunEarlyLearning.com

FUN EARLY Learning literacy / letters / phonics / writing

### Letters & Phonics Curriculum

Fun Lesson Plans & Hands-on Activities



www.FunEarlyLearning.com

FUN EARLY Learning Valentine's Day / crafts

### Valentine's Craft

I Love you 'BEARY' Much




www.FunEarlyLearning.com

FUN EARLY Learning math / numbers / counting / quantifying / writing

### Learning Numbers

Hands-on Activities Binder



www.FunEarlyLearning.com

FUN EARLY Learning math / numbers / counting

### Play Dough Number Mats

Numbers 1-20 Included!

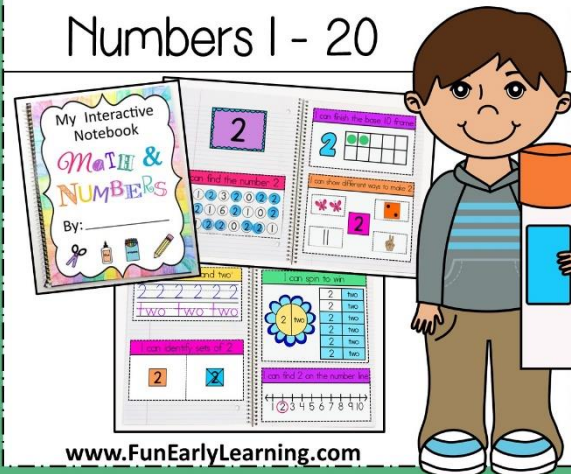


www.FunEarlyLearning.com

FUN EARLY Learning math / numbers / counting / quantifying

### Interactive Notebook

Numbers 1 - 20



www.FunEarlyLearning.com





## Terms of Use:

### You may:

- download this file by visiting [FunEarlyLearning.com](http://FunEarlyLearning.com).
- save this file to your computer.
- print and use as many copies as you'd like for personal use in your classroom or at home where NO profit/money is made, and shall in no way be for commercial purposes or made available through any media.
- share the link to our Fun Early Learning blog page where this printable can be downloaded.

### You may not:

- download this file from any site other than [FunEarlyLearning.com](http://FunEarlyLearning.com).
- link directly to this pdf. You may direct people to the Fun Early Learning web page where this pdf is located.
- claim this file as your own.
- alter this electronic file, whether it be deletion, addition, or any matter.
- sell or in any way profit from this electronic file.
- print this file and then sell that printed copy to others.
- store or distribute this file on any other website or another location where others are able to electronically retrieve it such as Dropbox, One Drive, Facebook, etc.).
- email or send this file in any way to anyone. They must download it themselves directly from our website.

## Copyright

All Content included on this website, such as text, graphics, logos, images, and software, is the property of the Fun Early Learning or its Content suppliers and is protected by the U.S. and international copyright laws. The reproduction, modification, distribution, republication, display or performance of the Content on this website is strictly prohibited.

**This file is for personal or classroom use only. It is not for commercial use. By using it, you agree that you will not copy or reproduce this file except for your own personal, non-commercial use.**

## Questions?

If you are unclear about our Terms of Use, we're happy to help! Please email us at [info@ FunEarlyLearning.com](mailto:info@FunEarlyLearning.com) and ask before making a purchase or downloading if your intended use is not covered by what is written here. We'll do our best to respond promptly. 😊

## Find and Dot Valentine's Letters

### About:

Thank you so much for downloading this product! We hope it will be a great resource for you and that you will love it as much as we do! Please don't hesitate to contact us if you have any questions or concerns. We're here to help in any way we can.

Our Find and Dot Valentine's Numbers activity focuses on number identification, matching numbers, and number formation. The use of bingo daubers builds their fine motor skills, hand-eye coordination, and strengthens their hands. All while they're having a blast! Our children especially love using glitter bingo daubers. [These are the bingo daubers we like to use.](#)

*Please note the directions contain affiliate links.*

### Prep:

**Step 1:** Print pages 5-30 in black and white.

**Step 2:** Grab [bingo daubers](#) and [crayons](#).

**Step 3:** Enjoy!

### Directions:

**Step 1:** Say the name of the large bubble number in the middle of the page. Trace the inside of it with your finger.

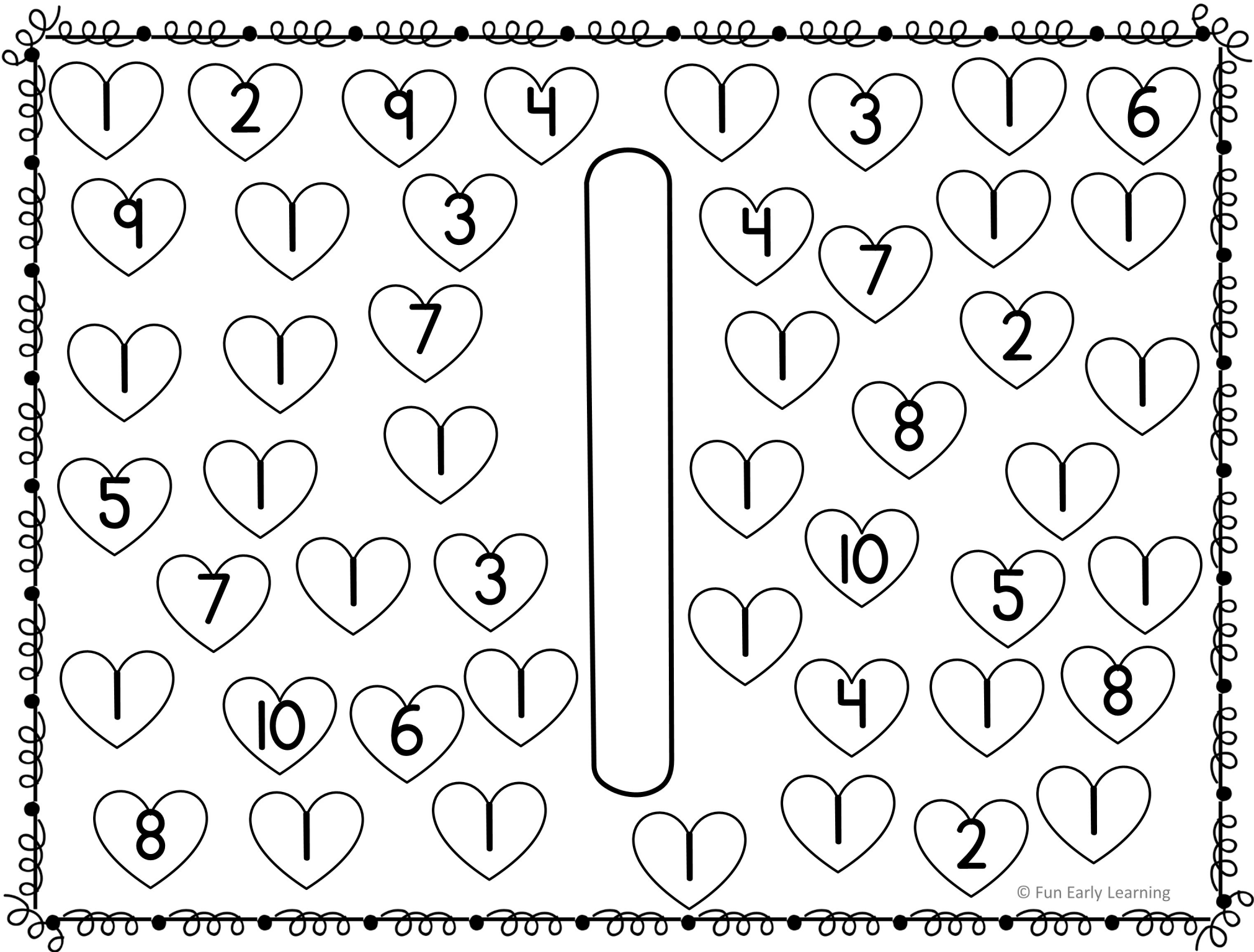
**Step 2:** Rainbow write the bubble number or color it with crayons.

**Step 3:** Use a bingo dauber to search, find, and dab a dot in the middle of each that matches the focus bubble number.

**Check out our website for more freebies, ideas, and teaching tips!**


[www.FunEarlyLearning.com](http://www.FunEarlyLearning.com)







1	2	9	4	1	3	1	6
9	1	3		4	7	1	1
1	1	7		1		2	1
5	1	1		1	8	1	
	7	1	3		10	5	1
1	10	6	1		4	1	8
8	1	1		1	1	2	1

























9	8	9	11	9	17	9	2
9	9				13	9	9
1	9	9			2	9	7
9	12	18			6	9	20
4	9	9	19	9	9	10	9
15	9		3		9	1	9
9	2	14	9	9	9	16	9





