


Find & Dot Matching Shapes

FREE Math Activity





Terms of Use:

You may:

- download this file by visiting FunEarlyLearning.com.
- save this file to your computer.
- print and use as many copies as you'd like for personal use in your classroom or at home where NO profit/money is made, and shall in no way be for commercial purposes or made available through any media.
- share the link to our Fun Early Learning blog page where this printable can be downloaded.

You may not:

- download this file from any site other than FunEarlyLearning.com.
- link directly to this pdf. You may direct people to the Fun Early Learning web page where this pdf is located.
- claim this file as your own.
- alter this electronic file, whether it be deletion, addition, or any matter.
- sell or in any way profit from this electronic file.
- print this file and then sell that printed copy to others.
- store or distribute this file on any other website or another location where others are able to electronically retrieve it such as Dropbox, One Drive, Facebook, etc.).
- email or send this file in any way to anyone. They must download it themselves directly from our website.

Copyright

All Content included on this website, such as text, graphics, logos, images, and software, is the property of the Fun Early Learning or its Content suppliers and is protected by the U.S. and international copyright laws. The reproduction, modification, distribution, republication, display or performance of the Content on this website is strictly prohibited.

This file is for personal or classroom use only. It is not for commercial use. By using it, you agree that you will not copy or reproduce this file except for your own personal, non-commercial use.

Questions?

If you are unclear about our Terms of Use, we're happy to help! Please email us at [info@ FunEarlyLearning.com](mailto:info@FunEarlyLearning.com) and ask before making a purchase or downloading if your intended use is not covered by what is written here. We'll do our best to respond promptly. 😊


FUN EARLY Learning

Here are more resources you'll love!

LEARNING RESOURCES for child development math / shapes / writing

Snap Cube Shapes

FREE Hands-on Activity



www.LearningResourcesforChildDevelopment.com

This activity card features two main sections: 'Square' and 'Heart'. Each section includes a grid of colored dots forming the shape, a grid of empty dots for tracing, and a grid of empty boxes for using snap cubes. The 'Square' section shows a 3x3 grid, and the 'Heart' section shows a 3x3 grid with a heart shape cut out.

LEARNING RESOURCES for child development shapes / fine motor skills

Dab-a-Dot Shapes

FREE Q-Tip Painting Activity



www.LearningResourcesforChildDevelopment.com

This activity card features three main sections: 'circle', 'heart', and 'square'. Each section includes a dotted outline of the shape for tracing and a grid of dots for dabbing. A cartoon girl holding a paintbrush and a paint palette is also shown.

LEARNING RESOURCES for child development math / numbers / counting

Cookie Jar Counting

FREE Math Center Activity



www.LearningResourcesforChildDevelopment.com

This activity card features two main sections: 'Cookie Jar Counting' and 'Jar Counting'. The 'Cookie Jar Counting' section shows a jar with numbers 1-9 and a grid of dots for counting. The 'Jar Counting' section shows a jar with a grid of dots for counting. A cartoon boy holding a cookie is also shown.

LEARNING RESOURCES for child development math / numbers / counting

Play Dough Number Mats

FREE Hands-on Activity

Numbers 1-20 Included!




www.LearningResourcesforChildDevelopment.com

This activity card features three main sections: '16 sixteen', '5', and '8'. Each section includes a number, its word form, a grid of dots for counting, and a grid of boxes for using play dough. A cartoon girl holding a paintbrush and a paint palette is also shown.

LEARNING RESOURCES for child development math / numbers / writing

Dab-a-Dot Numbers

FREE Q-Tip Painting Activity



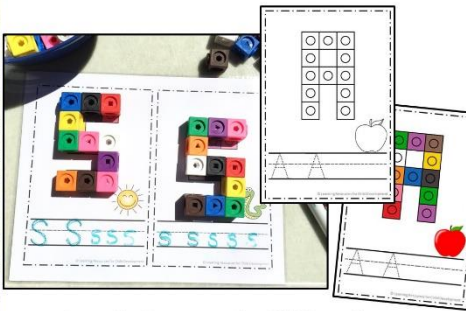
www.LearningResourcesforChildDevelopment.com

This activity card features three main sections: '2', '1', and '5'. Each section includes a dotted outline of the number for tracing and a grid of dots for dabbing. A cartoon girl holding a paintbrush and a paint palette is also shown.

LEARNING RESOURCES for child development literacy / letters / phonics

Snap Cube Letters

FREE Hands-on Activity



www.LearningResourcesforChildDevelopment.com

This activity card features three main sections: 'S', 'A', and 'B'. Each section includes a grid of colored dots forming the letter, a grid of empty dots for tracing, and a grid of empty boxes for using snap cubes. A cartoon girl holding a paintbrush and a paint palette is also shown.

Check out our website for more freebies, ideas and teaching tips!

www.FunEarlyLearning.com

Find and Dot Matching Shapes

About:

Thank you so much for downloading this product! We hope it will be a great resource for you and that you will love it as much as we do! Please don't hesitate to contact us if you have any questions or concerns. We're here to help in any way we can.

Our Find and Dot Matching Shapes activity focuses on shape identification, shape formation, and matching shapes. Our children absolutely love using bingo daubers to find and dot the matching shapes. They especially love [glitter bingo daubers](#)! The great thing is that while they're having fun, their building their early math skills and fine motor skills!

This fun shape activity focuses on 16 different shapes: square, circle, star, rectangle, triangle, oval, heart, diamond, hexagon, octagon, trapezoid, pentagon, parallelogram, cross, arrow, and moon.

Prep:

Step 1: Print pages 4-19 in black and white.

Step 2: Grab [bingo daubers](#) and [crayons](#).

Step 3: Enjoy!

Directions:

Step 1: Say the name of the large bubble shape in the middle of the page. Trace the inside of it with your finger.

Step 2: Rainbow write the shape or color it with crayons.

Step 3: Use a bingo dauber to search, find, and dab a dot in the middle of each shape inside a circle that matches the focus bubble shape.

Check out our website for more freebies, ideas and teaching tips!

www.Fun Early Learning.com

