


Feed Penny Pig

Silly Fun Articulation Game





Terms of Use:

You may:

- download this file by visiting FunEarlyLearning.com.
- save this file to your computer.
- print and use as many copies as you'd like for personal use in your classroom or at home where NO profit/money is made, and shall in no way be for commercial purposes or made available through any media.
- share the link to our Fun Early Learning blog page where this printable can be downloaded.

You may not:

- download this file from any site other than FunEarlyLearning.com.
- link directly to this pdf. You may direct people to the Fun Early Learning web page where this pdf is located.
- claim this file as your own.
- alter this electronic file, whether it be deletion, addition, or any matter.
- sell or in any way profit from this electronic file.
- print this file and then sell that printed copy to others.
- store or distribute this file on any other website or another location where others are able to electronically retrieve it such as Dropbox, One Drive, Facebook, etc.).
- email or send this file in any way to anyone. They must download it themselves directly from our website.

Copyright

All Content included on this website, such as text, graphics, logos, images, and software, is the property of the Fun Early Learning or its Content suppliers and is protected by the U.S. and international copyright laws. The reproduction, modification, distribution, republication, display or performance of the Content on this website is strictly prohibited.

This file is for personal or classroom use only. It is not for commercial use. By using it, you agree that you will not copy or reproduce this file except for your own personal, non-commercial use.

Questions?

If you are unclear about our Terms of Use, we're happy to help! Please email us at [info@ FunEarlyLearning.com](mailto:info@FunEarlyLearning.com) and ask before making a purchase or downloading if your intended use is not covered by what is written here. We'll do our best to respond promptly. 😊

Feed Penny Pig – Silly Fun Articulation Game

About:

Thank you so much for downloading this product! We hope it will be a great resource for you and that you will love it as much as we do! Please don't hesitate to contact us if you have any questions or concerns. We're here to help in any way we can.

Penny Pig is a very hungry little pig! She eats an assortment of healthy foods and snacks, as well as *very* silly objects. Children love feeding Penny as they work on language goals. The game can be used with the Articulation "Food" Cards that are included, as well as other speech cards such as free [Apraxia Speech Cards](#) for CV, VC, CVC, CVCe, CVCV, CVVC words. This game is a favorite in our class and the children enjoy playing over and over again.

Prep:

Step 1: Print pages 4 – 7 in color. Cut out Penny Pig's white mouth area and then laminate all 4 pages (cardstock may be used instead of laminating).

Step 2: Cut the 3 pages of laminated articulation cards along the lines to make articulation feeding cards for the game.

Step 3: Cut around Penny Pig. Cut out the mouth area to create an opened mouth. Attach Penny Pig to a container. You may use any container that is tall enough and will hold the articulation cards when fed to Penny Pig. We used an empty, 1 LB 3.7 oz (559 g) disinfecting wipes container with the label removed. The 1 LB 1 oz (500g) size will work just as well. *Be sure to wash the container thoroughly with soap and water before using.

Step 4: Mark an outline on the container the same size as the mouth opening. Cut out the outline to create a hole in the container for the mouth.

Step 5: Place [½" double-sided adhesive dots](#) or a similar adhesive around the cut opening. Hot glue sticks will not hold the laminated paper very well if using a plastic container.

Step 6: Attach Penny Pig with her mouth over the opening. If you're using a disinfecting wipes container, make sure the lid opens toward Penny Pig for easy access to the articulation cards.



Feed Penny Pig – Silly Fun Articulation Game

Directions:

Step 1: Choose articulation cards for language goals you wish to target or use all of the cards provided. Ask your child to choose a card, and then ask your child to say the word on the card correctly.

Step 2: Ask your child to feed Penny Pig as they say the words on the cards. For added fun, you may set a timer to see how many words can be said and fed to Penny Pig in 30 seconds. Then, your child can try to beat their own times.


Step 3: Alternate game – Use [Articulation Speech Cards](#) to target language goals. Ask your child to say the word on a card and then feed an Articulation “Food” Card of their choice to Penny for each word practiced.

The goal is to use motivating words to practice targeted mouth/articulatory movements. It is okay if children need to use approximations in the beginning. For example, cookie may be said as “tookie”, or paddle as “pah-do.” As children continue to practice each word, it will get easier for them to say and articulate.



Check out our website for more freebies, ideas and teaching tips!

www.Fun Early Learning.com






Muffin



Cupcake



Cookie



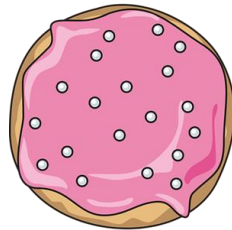
Cookie



Ice Cream



Donut



Donut



Popsicle



Popsicle




Ice Cream Cone




Popcorn




Ketchup




Hotdog



Hamburger




Pizza



Pancakes



Eggs



Pickle



Mushroom




Broccoli



Lettuce



Salad




Carrot




Corn




Pumpkin



Apple



Grapes



Strawberry




Pear




Flowers



Acorn




Fork



Hanger



Shoes



Hat



Purse



Boot




Socks



Toothbrush




Comb



Barn




House



Plunger



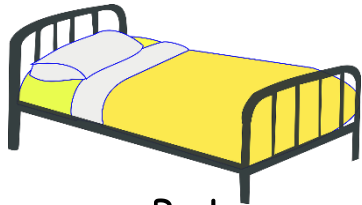
Toilet



Bathtub



Broom




Bed



Soccer Ball




Baseball



Football




Teddy Bear



Firetruck



School Bus



Tractor



Bus



Guitar



Birthday Cake



Birthday Gift



Mittens



Snowman