

Dinosaur /R/ Blends

Fun Speech Activity

Name: _____

Dinosaur Blends - GR

Directions: Find, say and color the pictures that have the /gr/ beginning blend.

grandpa, grapes, grasshopper, grill, groundhog

© Fun Early Learning

Name: _____

Dinosaur Blends - FR

Directions: Find, say and color the pictures that have the /fr/ beginning blend.

frame, fridge frog, frown, frying pan


© Fun Early Learning

YOU MAY ALSO ENJOY THESE ACTIVITIES

FUN EARLY Learning math / numbers / shapes

Math Program

Complete Lesson Plans & Hands-on Activities




Preschool / Pre-K / Kindergarten / RTI

www.FunEarlyLearning.com

FUN EARLY Learning literacy / letters / phonics / writing

Letters & Phonics Curriculum

Fun Lesson Plans & Hands-on Activities



www.FunEarlyLearning.com

FUN EARLY Learning math / numbers / counting

Play Dough Number Mats

FUN Hands-on Activity

Numbers 1-20 Included!



www.FunEarlyLearning.com

FUN EARLY Learning math / numbers / counting / writing

Number Worksheets

NO PREP with Guided Lessons




www.FunEarlyLearning.com

FUN EARLY Learning literacy / letters / phonics / math / writing

Dinosaur Theme Bundle

Fun Literacy & Math Activities




www.FunEarlyLearning.com

FUN EARLY Learning literacy / letters / phonics / writing

Interactive Notebook

Letters & Sounds



www.FunEarlyLearning.com



Terms of Use:

You may:

- download this file by visiting FunEarlyLearning.com.
- save this file to your computer.
- print and use as many copies as you'd like for personal use in your classroom or at home where NO profit/money is made, and shall in no way be for commercial purposes or made available through any media.
- share the link to our Fun Early Learning blog page where this printable can be downloaded.

You may not:

- download this file from any site other than FunEarlyLearning.com and our Teachers Pay Teachers store.
- link directly to this pdf. You may direct people to the Fun Early Learning web page where this pdf is located.
- claim this file as your own.
- alter this electronic file, whether it be deletion, addition, or any matter.
- sell or in any way profit from this electronic file.
- print this file and then sell that printed copy to others.
- store or distribute this file on any other website or another location where others are able to electronically retrieve it such as Dropbox, One Drive, Facebook, etc.).
- email or send this file in any way to anyone. They must download it themselves directly from our website.

Copyright

All Content included on this website, such as text, graphics, logos, images, and software, is the property of the Fun Early Learning or its Content suppliers and is protected by the U.S. and international copyright laws. The reproduction, modification, distribution, republication, display or performance of the Content on this website is strictly prohibited.

This file is for personal or classroom use only. It is not for commercial use. By using it, you agree that you will not copy or reproduce this file except for your own personal, non-commercial use.

Questions?

If you are unclear about our Terms of Use, we're happy to help! Please email us at [info@ FunEarlyLearning.com](mailto:info@FunEarlyLearning.com) and ask before making a purchase or downloading if your intended use is not covered by what is written here. We'll do our best to respond promptly. 😊

Dinosaur /R/ Blends Articulation

About:

Thank you so much for downloading this product! We hope it will be a great resource for you and that you will love it as much as we do! Please don't hesitate to contact us if you have any questions or concerns. We're here to help in any way we can.

Our Dinosaur /R/ Blends Articulation activity helps children work on pronouncing beginning /r/ blends. These are great no-prep worksheets, but you could also slip into a page protector or laminate to use with play dough.

Prep:

Step 1: Print pages and either use as is or laminate / insert into page protectors.

Step 2: Grab some crayons / markers. For laminated worksheets, use play dough or whiteboard markers.

Directions:

Step 1: Find, say and color the pictures that have the beginning focus blend.

Step 2: Can you think of any other words that start with that blend?

Note: The bottom left corner of the page has the word bank for that focus blend.

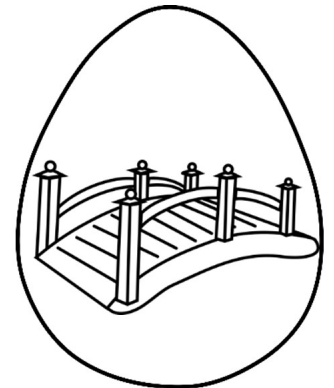
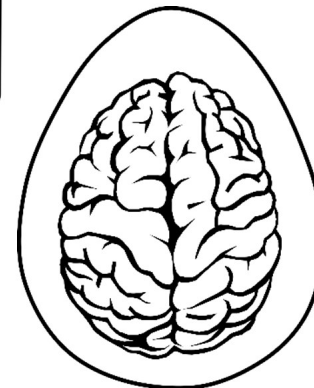
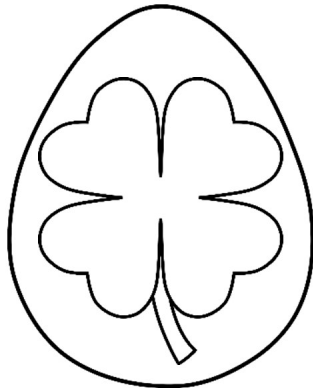
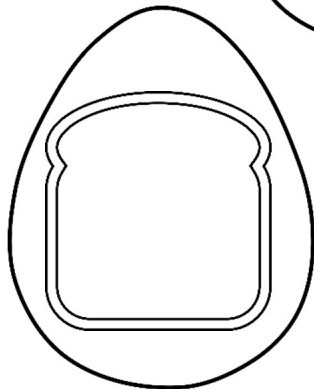
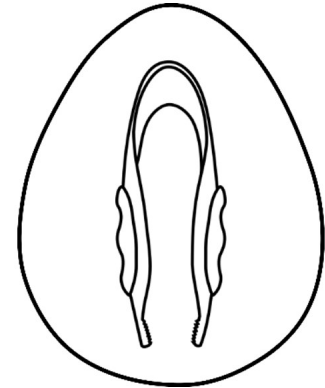

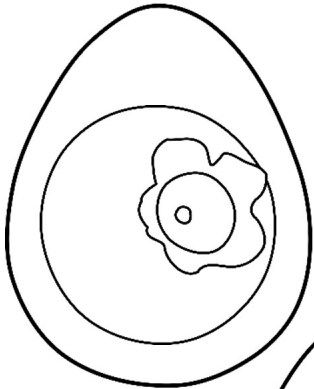
Check out our website for more freebies, ideas, and teaching tips!

www.FunEarlyLearning.com

Name: _____

Dinosaur Blends - BR

Directions: Find, say and color the pictures that have the /br/ beginning blend.





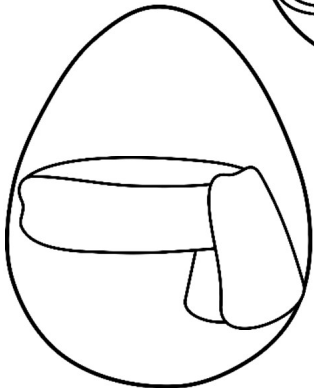
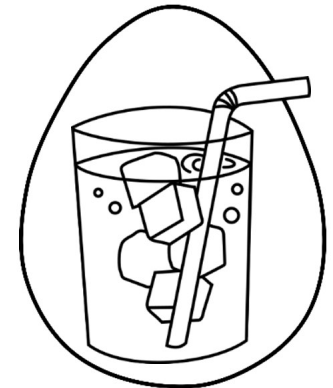
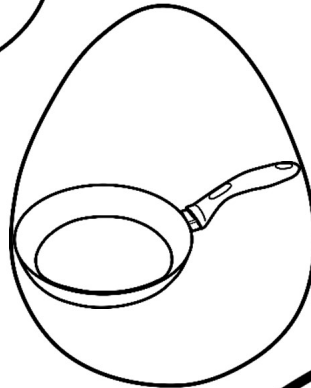

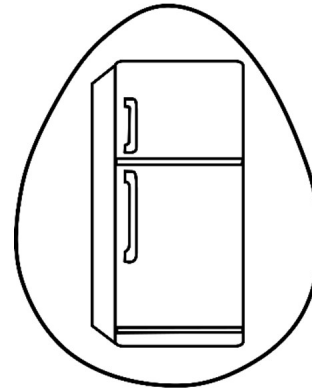
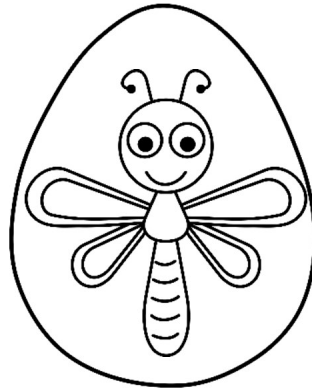

braid, brain, bread, bridge, brush

© Fun Early Learning

Name: _____

Dinosaur Blends - FR

Directions: Find, say and color the pictures that have the /fr/ beginning blend.

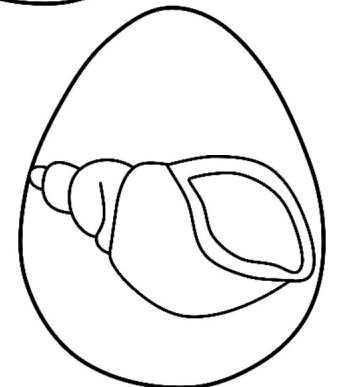
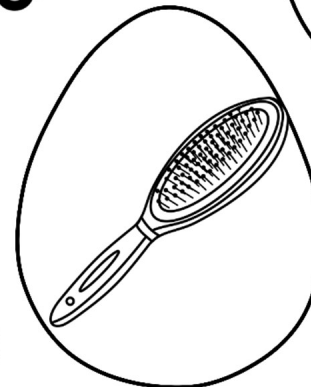

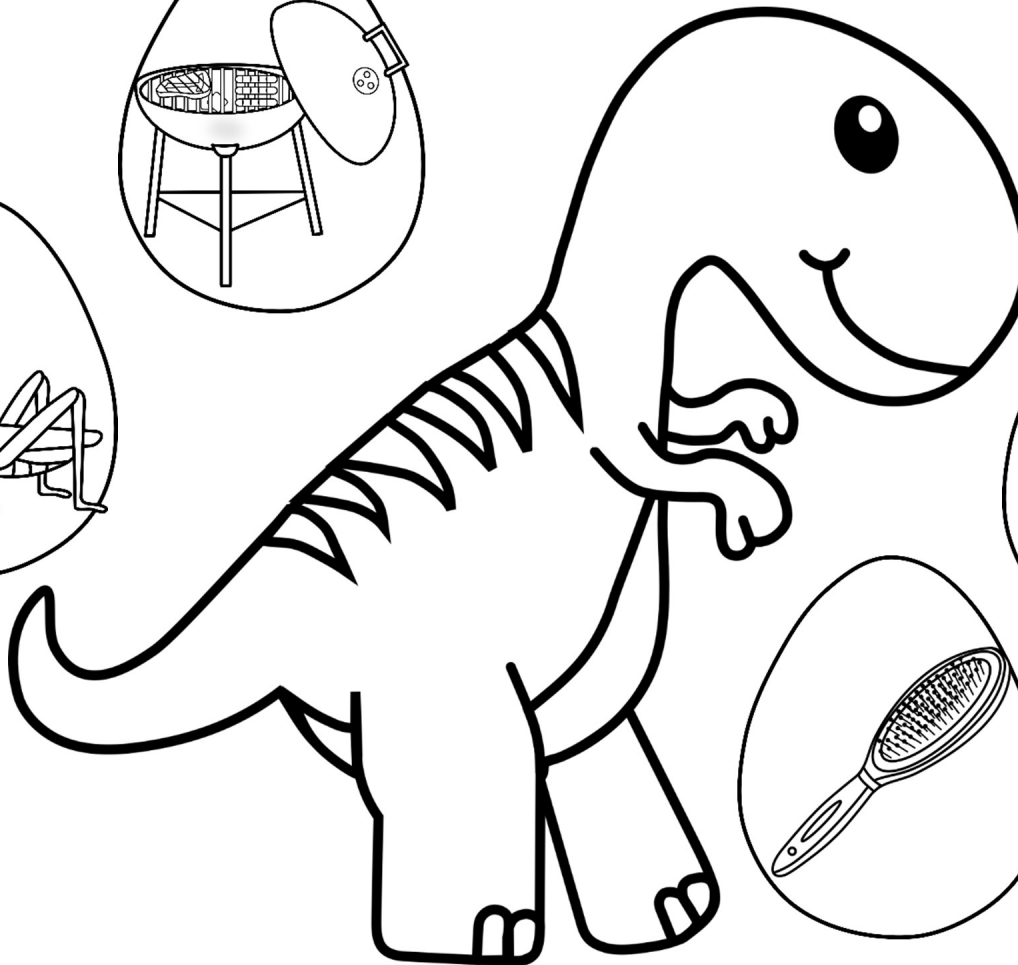
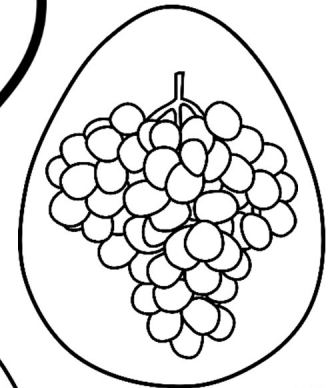
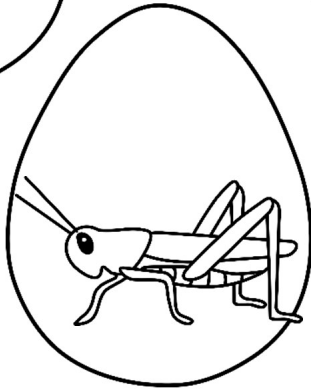

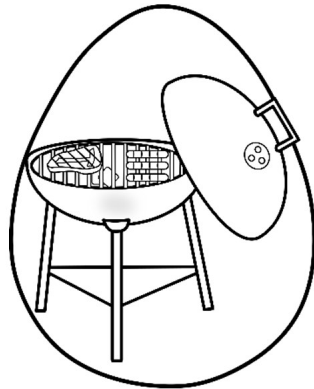



frame, fridge frog, frown, frying pan

Name: _____

Dinosaur Blends - GR

Directions: Find, say and color the pictures that have the /gr/ beginning blend.










grandpa, grapes, grasshopper, grill, groundhog

© Fun Early Learning

Name: _____

Dinosaur Blends - PR

Directions: Find, say and color the pictures that have the /pr/ beginning blend.








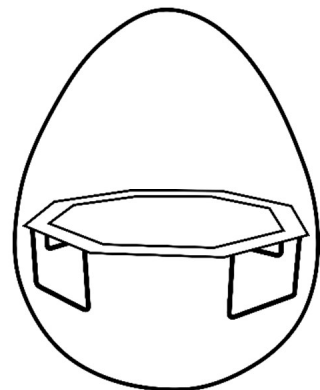


pray, present, pretzel, price, prize

Name: _____

Dinosaur Blends - TR

Directions: Find, say and color the pictures that have the /tr/ beginning blend.



train, trampoline, trash, tree, trophy, truck