


Dab-a-Dot Shapes

FREE Q-Tip Painting Activity

Name: _____

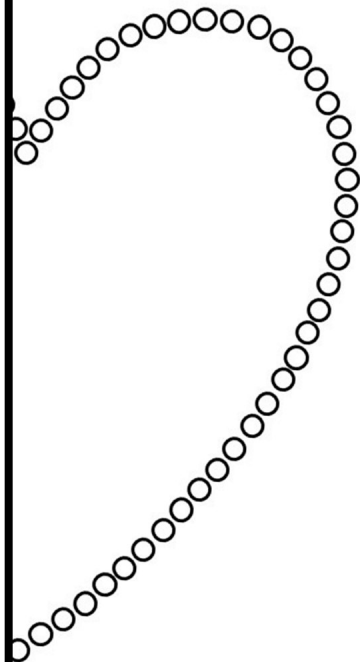
square



© Fun Early Learning

Name: _____

art




© Fun Early Learning

YOU MAY ALSO ENJOY THESE ACTIVITIES

FUN EARLY Learning math / numbers / shapes

Math Program

Complete Lesson Plans & Hands-on Activities




Preschool / Pre-K / Kindergarten / RTI

www.FunEarlyLearning.com

FUN EARLY Learning literacy / letters / phonics / writing

Letters & Phonics Curriculum

Fun Lesson Plans & Hands-on Activities



www.FunEarlyLearning.com

FUN EARLY Learning math / numbers / counting

Play Dough Number Mats

FUN Hands-on Activity

Numbers 1-20 Included!



www.FunEarlyLearning.com

FUN EARLY Learning math / numbers / counting / writing

Number Worksheets

NO PREP with Guided Lessons



www.FunEarlyLearning.com

Terms of Use:

You may:

- download this file by visiting FunEarlyLearning.com.
- save this file to your computer.
- print and use as many copies as you'd like for personal use in your classroom or at home where NO profit/money is made, and shall in no way be for commercial purposes or made available through any media.
- share the link to our Fun Early Learning blog page where this printable can be downloaded.

You may not:

- download this file from any site other than FunEarlyLearning.com
- link directly to this pdf. You may direct people to the Fun Early Learning web page where this pdf is located.
- claim this file as your own.
- alter this electronic file, whether it be deletion, addition, or any matter.
- sell or in any way profit from this electronic file.
- print this file and then sell that printed copy to others.
- store or distribute this file on any other website or another location where others are able to electronically retrieve it (such as Dropbox, One Drive, Facebook, etc.).
- email or send this file in any way to anyone. They must download it themselves directly from our website.

Copyright

All Content included on this website, such as text, graphics, logos, images, and software, is the property of the Fun Early Learning or its Content suppliers and is protected by the U.S. and international copyright laws. The reproduction, modification, distribution, republication, display or performance of the Content on this website is strictly prohibited.

This file is for personal or classroom use only. It is not for commercial use. By using it, you agree that you will not copy or reproduce this file except for your own personal, non-commercial use.

Questions?

If you are unclear about our Terms of Use, we're happy to help! Please email us at info@FunEarlyLearning.com and ask before making a purchase or downloading if your intended use is not covered by what is written here. We'll do our best to respond promptly. 😊

Dab-a-Dot Shapes

About:

Thank you so much for downloading this product! We hope it will be a great resource for you and that you will love it as much as we do! Please don't hesitate to contact us if you have any questions or concerns. We're here to help in any way we can.

Dab-a-Dot Shapes Q-Tip Painting activity is a fun way to teach children shape identification, shape formation, and to build fine motor skills! Children will dip a q-tip in paint and dab a dot in the center of each dot on the page. They will then trace the shape word at the top either with a q-tip and paint or marker.

Prep:

Step 1: Print all pages 5-20 in black and white.

Step 2: Use the page as is for a worksheet or if you'd like to be able to reuse the pages, laminate them and use washable paints to wipe off at the end of each use.

Step 3: Gather crayons/markers, paint and q-tips.

Directions:

Step 1: Say the name of the shape. Trace the shape name at the top of the page with crayons/markers/colored pencils.


Step 2: Dab a q-tip in paint and dab it in each circle around the shape.

Check out our website for more freebies, ideas, and teaching tips!

www.FunEarlyLearning.com


Name: _____

square




Name: _____

circle




Name: _____

star



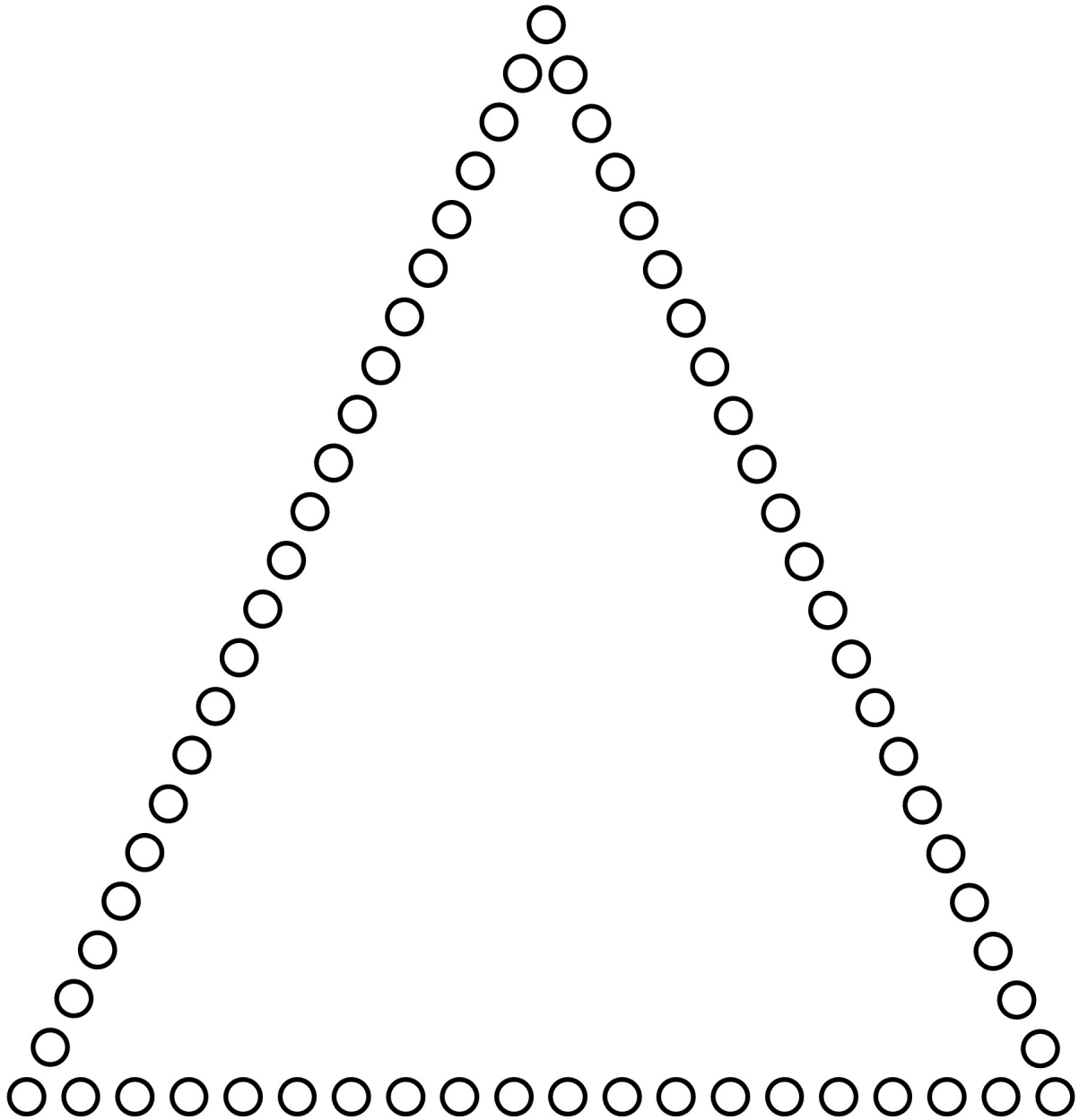
Name: _____

rectangle




Name: _____

triangle




Name: _____

o v a l



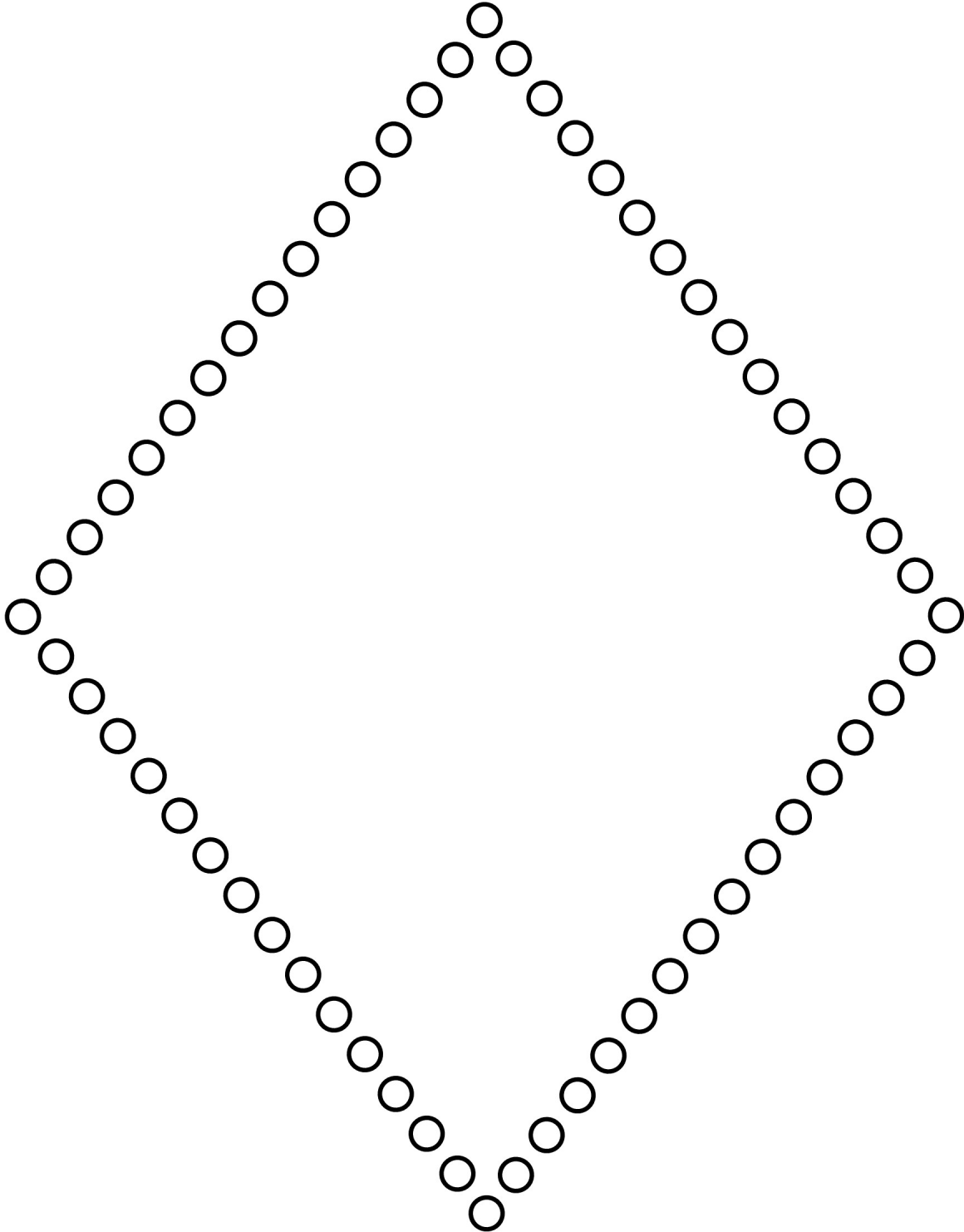
Name: _____

heart



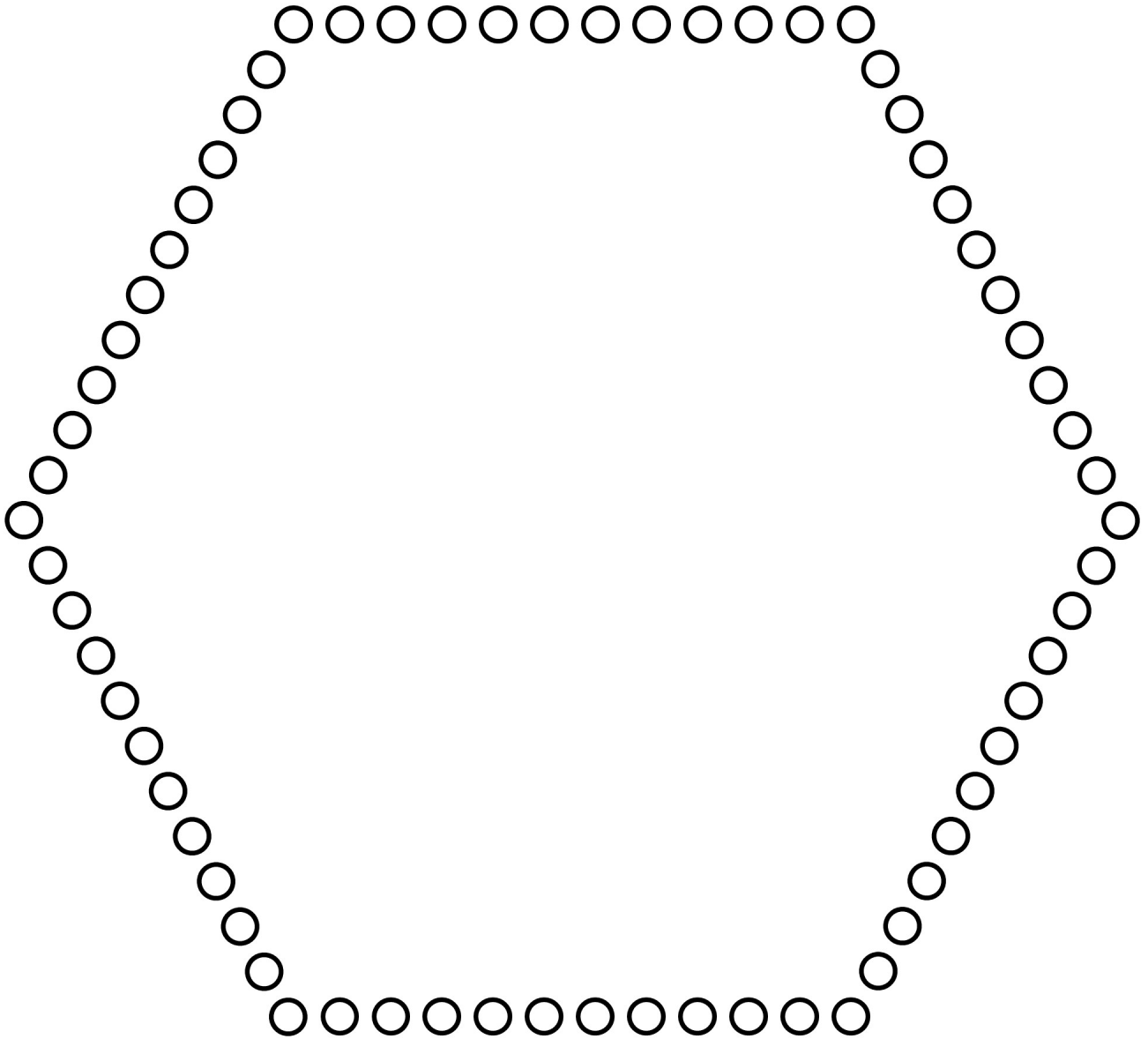
Name: _____

diamond




Name: _____

hexagon



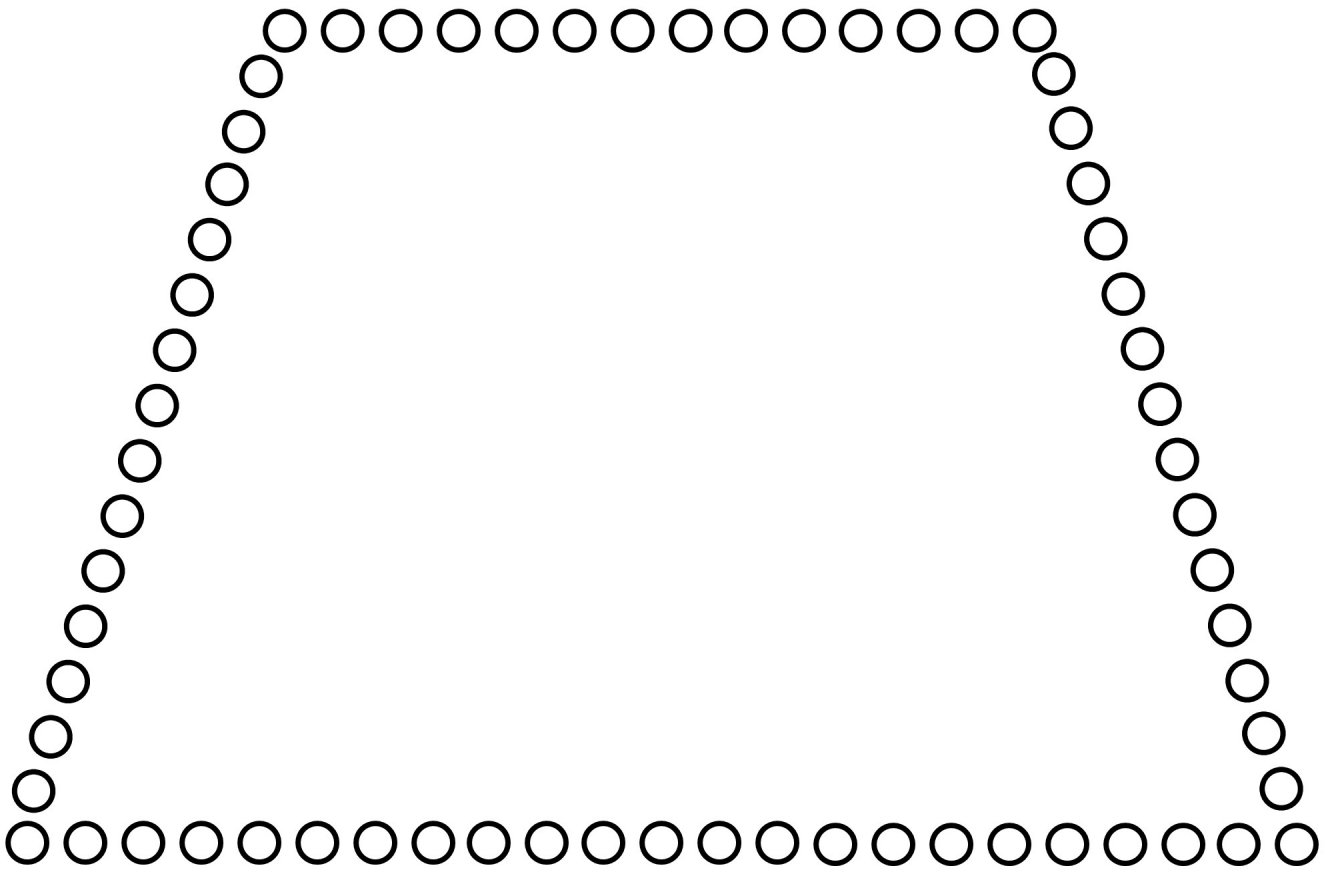
Name: _____

o c t a g o n



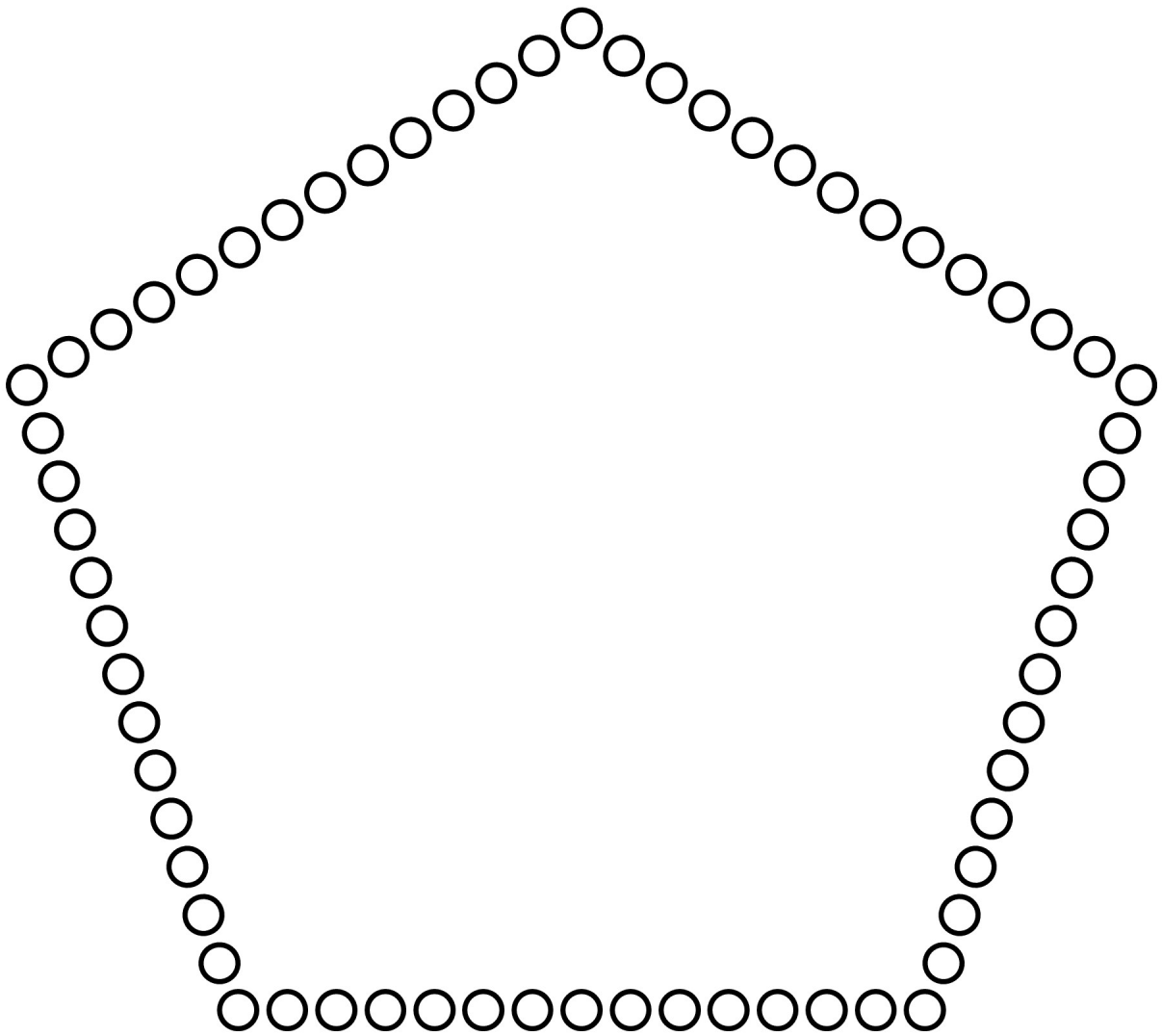
Name: _____

trapezoid



Name: _____

pentagon



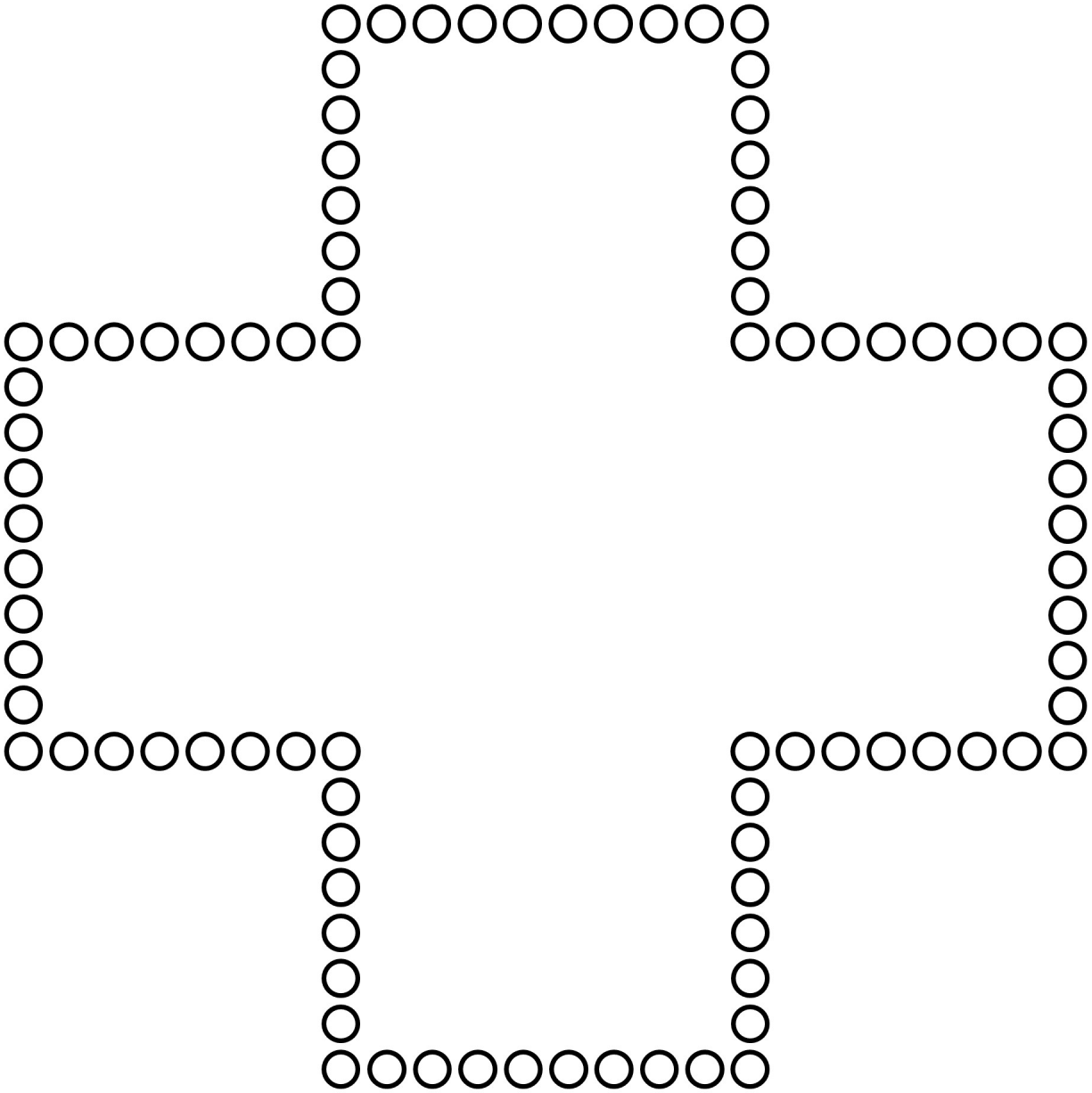
Name: _____

parallelagram



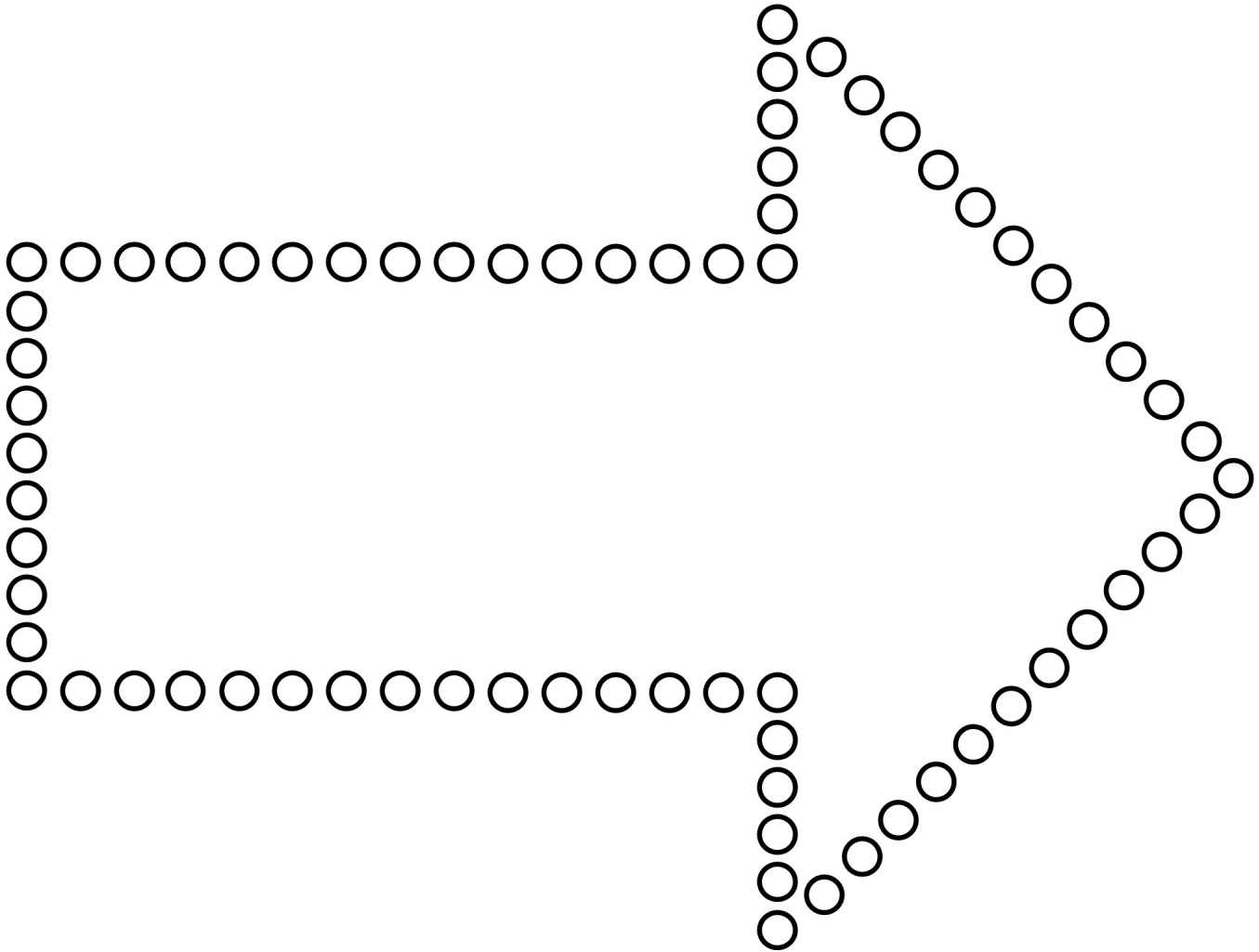
Name: _____

cross



Name: _____

arrow



Name: _____

m o o n

