

Cupcake Counting

two

2

© Fun Early Learning

fourteen

14

© Fun Early Learning

five

5

© Fun Early Learning

four

4


© Fun Early Learning

YOU MAY ALSO ENJOY THESE ACTIVITIES

FUN EARLY Learning math / numbers / shapes

Math Program

Complete Lesson Plans & Hands-on Activities




Preschool / Pre-K / Kindergarten / RTI

www.FunEarlyLearning.com

FUN EARLY Learning literacy / letters / phonics / writing

Letters & Phonics Curriculum

Fun Lesson Plans & Hands-on Activities



www.FunEarlyLearning.com

FUN EARLY Learning Valentine's Day / crafts

Valentine's Craft

I Love you 'Beary' Much



www.FunEarlyLearning.com

FUN EARLY Learning Valentine's Day

Valentine's Day Bingo



www.FunEarlyLearning.com

FUN EARLY Learning spring / letters / phonics / math / shapes

Spring Bundle

Literacy & Math Centers




www.FunEarlyLearning.com

FUN EARLY Learning literacy / letters / phonics / math / writing

Dinosaur Theme Bundle

Fun Literacy & Math Activities



www.FunEarlyLearning.com



Terms of Use:

You may:

- download this file by visiting FunEarlyLearning.com.
- save this file to your computer.
- print and use as many copies as you'd like for personal use in your classroom or at home where NO profit/money is made, and shall in no way be for commercial purposes or made available through any media.
- share the link to our Fun Early Learning blog page where this printable can be downloaded.

You may not:

- download this file from any site other than FunEarlyLearning.com.
- link directly to this pdf. You may direct people to the Fun Early Learning web page where this pdf is located.
- claim this file as your own.
- alter this electronic file, whether it be deletion, addition, or any matter.
- sell or in any way profit from this electronic file.
- print this file and then sell that printed copy to others.
- store or distribute this file on any other website or another location where others are able to electronically retrieve it (such as Dropbox, One Drive, Facebook, etc.).
- email or send this file in any way to anyone. They must download it themselves directly from our website.

Copyright

All Content included on this website, such as text, graphics, logos, images, and software, is the property of the Fun Early Learning or its Content suppliers and is protected by the U.S. and international copyright laws. The reproduction, modification, distribution, republication, display or performance of the Content on this website is strictly prohibited.

This file is for personal or classroom use only. It is not for commercial use. By using it, you agree that you will not copy or reproduce this file except for your own personal, non-commercial use.

Questions?

If you are unclear about our Terms of Use, we're happy to help! Please email us at info@FunEarlyLearning.com and ask before making a purchase or downloading if your intended use is not covered by what is written here. We'll do our best to respond promptly. 😊

Cupcake Counting Ten Frames

About:

Thank you so much for downloading this product! I hope it will be a great resource for you and that you will love it as much as I do! Please don't hesitate to contact me if you have any questions or concerns. I'm here to help in any way I can. Although I proof read these activities many times, sometimes errors do slip through. Please give me the opportunity to fix any errors or typos. You can email me at info@FunEarlyLearning.com.

Please consider leaving a review. I am grateful for each one you provide. It is so beneficial for me and parents / educators needing learning materials.

Our Cupcake Counting Ten Frames focuses on early math skills as children identify numbers, and count. You can use so many fun , hands-on materials with this activity, like pom poms, conversation hearts, mini erasers, etc.

Please note the directions contain affiliate links.

Prep:

Step 1: Print pages 5-14 in color or pages 15-24 in black and white.

Step 2: Laminate the pages and cut them in half. Or you could insert these pages into page protectors.

Step 3: Gather [pom poms](#), [mini erasers](#), [play dough](#), [conversation hearts](#), or something similar to count in the base ten frame with.

Directions:

Step 1: Place the mat on the table that you would like to complete. Say the name of the number in the circle.


Step 2: Complete the base ten frame by adding the same number of objects to it to match the focus number on the mat. For example, for the number 3, I would add 3 pom poms to the base ten frame. Or, I could roll 3 balls with play dough and place them in the base ten frame.

Check out our website for more freebies, ideas, and teaching tips!

www.FunEarlyLearning.com


one

1




two

2




3

three




4

four




5

five




6

six




7

seven




8

eight




9

nine



10

ten



11

eleven




12

twelve



13

thirteen



14

fourteen



15

fifteen

16

sixteen

17


seventeen

18

eighteen

19

nineteen




20

twenty




one

1




two

2




3

three




4

four




five

5




six

6




seven

7




eight

8




nine

9




ten

10




11

eleven




12

twelve




13

thirteen




14

fourteen




15

fifteen




16

sixteen




17

seventeen




18

eighteen



19

nineteen



20

twenty

