

Child Progress Tracker

★ Literacy and Math ★

Child Progress Tracker: Articulation (Letter Sounds), Early Math & Literacy

Child's Name _____ Date _____

Upper Case Letter and Sound Identification and Writes Letters

1. Ask child to identify each letter in random order (saying "point to letter ___" can be helpful when a child doesn't seem to know a letter name). Child may dot or color the circle under each correctly identified letter with a bingo dauber or crayon.
2. Ask child to write each letter in the corresponding empty letter box.
3. Ask child to say each letter name aloud and then the sound of the letter. Child may place a check mark above each correctly identified letter sound with a crayon or pencil.

Identifies Sound ✓																				
Identifies Letters - Color the circle under correct answers	A	B	C	D	E	F	G	H	I	J	K	L	M							
Writes Letters																				




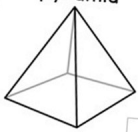
Identifies Sound ✓																				
Identifies Letters - Color the circle under correct answers	N	O	P	Q	R	S	T	U	V	W	X	Y	Z							
Writes Letters																				

© Fun Early Learning

Writes Numbers ✓ Ask child to identify numbers in random order. Child may check mark correct number in the corresponding empty number box. (numbers 1-20 can be found on the last 2 pages of advanced children.)

3	4	5	6	7	8	9	10													
	14	15	16	17	18	19	20													

✓


cone	cylinder	rectangular prism	pyramid
			

© Fun Early Learning

YOU MAY ALSO ENJOY THESE ACTIVITIES

FUN EARLY Learning math / numbers / shapes

Math Curriculum




Preschool / Pre-K / Kindergarten / RTI

www.FunEarlyLearning.com

FUN EARLY Learning literacy / letters / phonics / writing

Letters Curriculum




www.FunEarlyLearning.com

FUN EARLY Learning literacy / letters / phonics / writing

Interactive Notebook

★ Letters and Sounds ★




www.FunEarlyLearning.com

FUN EARLY Learning literacy / letters / sounds / writing

Learning Letters

★ Hands-on Alphabet Activities ★



www.FunEarlyLearning.com

FUN EARLY Learning literacy / letters

Letter Search & Match

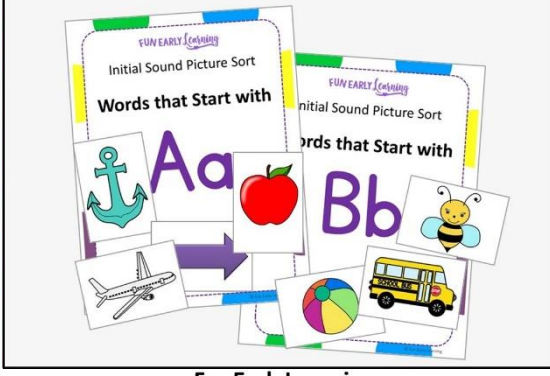


www.FunEarlyLearning.com

FUN EARLY Learning literacy / letters / phonics

Initial Sound Picture Sort

★ Letter-Sound Correspondence ★



www.FunEarlyLearning.com



Terms of Use:

You may:

- download this file by visiting FunEarlyLearning.com.
- save this file to your computer.
- print and use as many copies as you'd like for personal use in your classroom or at home where NO profit/money is made, and shall in no way be for commercial purposes or made available through any media.
- share the link to our Fun Early Learning blog page where this printable can be downloaded.

You may not:

- download this file from any site other than FunEarlyLearning.com.
- link directly to this pdf. You may direct people to the Fun Early Learning web page where this pdf is located.
- claim this file as your own.
- alter this electronic file, whether it be deletion, addition, or any matter.
- sell or in any way profit from this electronic file.
- print this file and then sell that printed copy to others.
- store or distribute this file on any other website or another location where others are able to electronically retrieve it (such as Dropbox, One Drive, Facebook, etc.).
- email or send this file in any way to anyone. They must download it themselves directly from our website.

Copyright

All Content included on this website, such as text, graphics, logos, images, and software, is the property of Fun Early Learning or its Content suppliers and is protected by the U.S. and international copyright laws. The reproduction, modification, distribution, republication, display or performance of the Content on this website is strictly prohibited. All images/photos/clip art in this resource were created by Fun Early Learning, and cannot be copied, redistributed, altered, or sold.

This file is for personal or classroom use only. It is not for commercial use. By using it, you agree that you will not copy or reproduce this file except for your own personal, non-commercial use.

Questions?

If you are unclear about our Terms of Use, we're happy to help! Please email us at info@FunEarlyLearning.com and ask before making a purchase or downloading if your intended use is not covered by what is written here. We'll do our best to respond promptly. 😊

Child Progress Tracker

About:

Thank you so much for downloading this product! I hope it will be a great resource for you and that you will love it as much as I do! Please don't hesitate to contact me if you have any questions or concerns. I'm here to help in any way I can. Although I proof read these activities many times, sometimes errors do slip through. Please give me the opportunity to fix any errors or typos. You can email me at info@FunEarlyLearning.com.

Please consider leaving a review. I am grateful for each one you provide. It is so beneficial for me and parents / educators needing learning materials.

Our Child Progress Tracker will help you to identify and monitor the areas where your student(s) needs help the most. It is designed to be interactive and fun for your child as you learn and monitor what they know.

- A quick and easy way to assess where your child is academically
- Choose the skills you wish to assess
- Craft individualized instruction based on the results
- Assess growth throughout the year

Please note the directions contain affiliate links.

Prep:

Step 1: Print pages 5-12 in color or only the pages for the areas you would like to work on with your child. Staple the pages together.

Step 2: Gather [crayons](#) / [markers](#), [bingo daubers](#), and [bingo chips](#).

Directions:

Follow the directions on each page. The Child Progress Tracker can be used several times throughout the year to assess your child's growth and identify areas to work on.

Check out our website and social media for more freebies, ideas, and teaching tips!



Child Progress Tracker: Articulation (Letter Sounds), Early Math & Literacy

Child's Name _____ Date _____

Upper Case Letter and Sound Identification and Writes Letters

1. Ask child to identify each letter in random order (saying "point to letter ___" can be helpful when a child doesn't seem to know a letter name). Child may dot or color the circle under each correctly identified letter with a bingo dauber or crayon.
2. Ask child to write each letter in the corresponding empty letter box.
3. Ask child to say each letter name aloud and then the sound of the letter. Child may place a check mark above each correctly identified letter sound with a crayon or pencil.

Identifies Sound ✓													
Identifies Letters – Color the circle under correct answers	A ○	B ○	C ○	D ○	E ○	F ○	G ○	H ○	I ○	J ○	K ○	L ○	M ○
Writes Letters													

Identifies Sound ✓													
Identifies Letters – Color the circle under correct answers	N ○	O ○	P ○	Q ○	R ○	S ○	T ○	U ○	V ○	W ○	X ○	Y ○	Z ○
Writes Letters													

Lower Case Letter and Sound Identification and Writes Letters

1. Ask child to identify each letter in random order. Child may dot or color the circle under each correctly identified letter with a bingo dauber or crayon.
2. Ask child to write each letter in the corresponding empty letter box.

Identifies Sound ✓													
Identifies Letters – Color the circle under correct answers	a ○	b ○	c ○	d ○	e ○	f ○	g ○	h ○	i ○	j ○	k ○	l ○	m ○
Writes Letters													

Identifies Sound ✓													
Identifies Letters – Color the circle under correct answers	n ○	o ○	p ○	q ○	r ○	s ○	t ○	u ○	v ○	w ○	x ○	y ○	z ○
Writes Letters													

Recognizes Written Name First Name: _____ Last Name: _____ (write child's first and last name on paper and ask child to identify each)

I can write my name:

Number Recognition

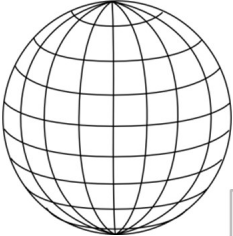
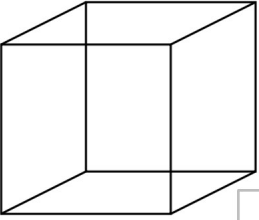
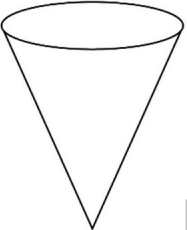

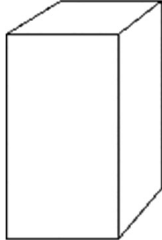
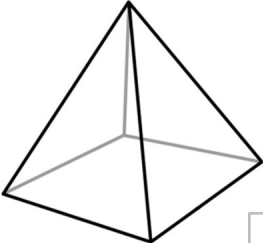
Identifies Numbers **Writes Numbers** Ask child to identify numbers in random order. Child may check mark correct answers and write each number in the corresponding empty number box. (numbers 1-20 can be found on the last 2 pages of this document for more advanced children.)

1 <input type="checkbox"/>	2 <input type="checkbox"/>	3 <input type="checkbox"/>	4 <input type="checkbox"/>	5 <input type="checkbox"/>	6 <input type="checkbox"/>	7 <input type="checkbox"/>	8 <input type="checkbox"/>	9 <input type="checkbox"/>	10 <input type="checkbox"/>



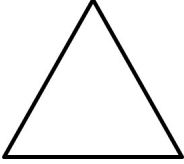

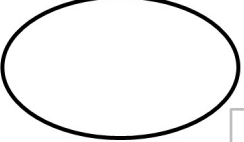

11 <input type="checkbox"/>	12 <input type="checkbox"/>	13 <input type="checkbox"/>	14 <input type="checkbox"/>	15 <input type="checkbox"/>	16 <input type="checkbox"/>	17 <input type="checkbox"/>	18 <input type="checkbox"/>	19 <input type="checkbox"/>	20 <input type="checkbox"/>



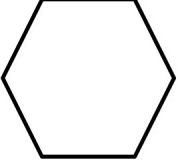
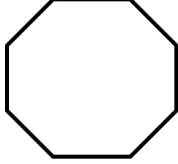
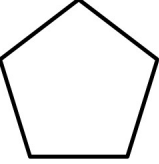

Geometry and Spatial Sense

Identifies Three Dimensional Objects










sphere  <input type="checkbox"/>	cube  <input type="checkbox"/>	cone  <input type="checkbox"/>	cylinder  <input type="checkbox"/>	rectangular prism  <input type="checkbox"/>	pyramid  <input type="checkbox"/>
---	---	---	---	--	--

Identifies Shapes **Draws Shapes** Ask child to say the name of each shape. Child may check mark correct answers and draw each shape in the corresponding empty box.

square  <input type="checkbox"/>	rectangle  <input type="checkbox"/>	triangle  <input type="checkbox"/>	circle  <input type="checkbox"/>	oval  <input type="checkbox"/>	heart  <input type="checkbox"/>

star  <input type="checkbox"/>	diamond  <input type="checkbox"/>	hexagon  <input type="checkbox"/>	octagon  <input type="checkbox"/>	pentagon  <input type="checkbox"/>	trapezoid  <input type="checkbox"/>

Identifies Basic Colors

white  <input type="checkbox"/>	yellow  <input type="checkbox"/>	red  <input type="checkbox"/>	green  <input type="checkbox"/>	blue  <input type="checkbox"/>	purple  <input type="checkbox"/>	brown  <input type="checkbox"/>	orange  <input type="checkbox"/>	black  <input type="checkbox"/>
--	---	--	--	---	---	--	---	--

I can draw a person:

Number Recognition Game 1-100

Cover each number with a coin or bingo chip. Randomly uncover numbers and ask child to identify the number underneath. Child may win the coin or chip and dot each correctly guessed number with a bingo dauber. Place the coin or chip back onto incorrectly guessed numbers to try again.

1	2	3	4	5	6	7	8	9	10
11	12	13	14	15	16	17	18	19	20
21	22	23	24	25	26	27	28	29	30
31	32	33	34	35	36	37	38	39	40
41	42	43	44	45	46	47	48	49	50
51	52	53	54	55	56	57	58	59	60
61	62	63	64	65	66	67	68	69	70
71	72	73	74	75	76	77	78	79	80
81	82	83	84	85	86	87	88	89	90
91	92	93	94	95	96	97	98	99	100

21 <input type="checkbox"/>	22 <input type="checkbox"/>	23 <input type="checkbox"/>	24 <input type="checkbox"/>	25 <input type="checkbox"/>	26 <input type="checkbox"/>	27 <input type="checkbox"/>	28 <input type="checkbox"/>	29 <input type="checkbox"/>	30 <input type="checkbox"/>

31 <input type="checkbox"/>	32 <input type="checkbox"/>	33 <input type="checkbox"/>	34 <input type="checkbox"/>	35 <input type="checkbox"/>	36 <input type="checkbox"/>	37 <input type="checkbox"/>	38 <input type="checkbox"/>	39 <input type="checkbox"/>	40 <input type="checkbox"/>

41 <input type="checkbox"/>	42 <input type="checkbox"/>	43 <input type="checkbox"/>	44 <input type="checkbox"/>	45 <input type="checkbox"/>	46 <input type="checkbox"/>	47 <input type="checkbox"/>	48 <input type="checkbox"/>	49 <input type="checkbox"/>	50 <input type="checkbox"/>

51 <input type="checkbox"/>	52 <input type="checkbox"/>	53 <input type="checkbox"/>	54 <input type="checkbox"/>	55 <input type="checkbox"/>	56 <input type="checkbox"/>	57 <input type="checkbox"/>	58 <input type="checkbox"/>	59 <input type="checkbox"/>	60 <input type="checkbox"/>

61 <input type="checkbox"/>	62 <input type="checkbox"/>	63 <input type="checkbox"/>	64 <input type="checkbox"/>	65 <input type="checkbox"/>	66 <input type="checkbox"/>	67 <input type="checkbox"/>	68 <input type="checkbox"/>	69 <input type="checkbox"/>	70 <input type="checkbox"/>

71 <input type="checkbox"/>	72 <input type="checkbox"/>	73 <input type="checkbox"/>	74 <input type="checkbox"/>	75 <input type="checkbox"/>	76 <input type="checkbox"/>	77 <input type="checkbox"/>	78 <input type="checkbox"/>	79 <input type="checkbox"/>	80 <input type="checkbox"/>

81 <input type="checkbox"/>	82 <input type="checkbox"/>	83 <input type="checkbox"/>	84 <input type="checkbox"/>	85 <input type="checkbox"/>	86 <input type="checkbox"/>	87 <input type="checkbox"/>	88 <input type="checkbox"/>	89 <input type="checkbox"/>	90 <input type="checkbox"/>

91 <input type="checkbox"/>	92 <input type="checkbox"/>	93 <input type="checkbox"/>	94 <input type="checkbox"/>	95 <input type="checkbox"/>	96 <input type="checkbox"/>	97 <input type="checkbox"/>	98 <input type="checkbox"/>	99 <input type="checkbox"/>	100 <input type="checkbox"/>