

Back to School Mystery Pictures!

The image displays three overlapping worksheets for a 'Back to School Mystery Pictures' activity. Each worksheet features a grid of numbers and a key for coloring. A green dot marker with 'DAB DOT A' written on it is positioned over the central worksheet.

- Mystery School Picture #2:** Key: 1 = blue, 2 = green, 3 = brown. Grid numbers: 4 7 3 2 1 1 7 9 5; 5 3 2 2 1 1 1 0 6; 3 1 2 1 1 1 1 1 0; 3 1 1 2 2 2 1 1 7; 3 1 1 1; 4 3 1 1; 8 0 3; 9 7 5; 5 4; 8 6.
- Mystery School Picture #3 Answer Sheet:** Key: 4 = yellow, 5 = brown, 6 = pink. Grid numbers: 1 0 7 9 1 3 8 0 2 9; 9 8 3 0 2 9 2 7 1 3; 3 9 4 4 4 4 4 4 6 6; 5 4 4 4 4 4 4 6 6; 4 4 6 6; 4 4 6 6; 4 4 6 6; 1 9 3 3; 0 0 9 7; 2 3 8 1.
- Mystery School Picture #1 Answer Sheet:** Key: 1 = red, 2 = green, 3 = brown. Grid numbers: 6 9 3 5 2 2 0 6; 5 0 3 2 2 4 8 7; 1 1 1 3 2 1 1 1 9; 1 1 1 1 1 1 1 1 1 1; 1 1 1 1 1 1 1 1 1 1; 4 1 1 1 1 1 1 1 5; 7 1 1 1 1 1 1 1 9; 5 6 1 1 1 1 1 1 8 6; 8 9 6 1 1 1 1 7 0 4.

What is it? apple

Terms of Use:

You may:

- download this file by visiting FunEarlyLearning.com.
- save this file to your computer.
- print and use as many copies as you'd like for personal use in your classroom or at home where NO profit/money is made, and shall in no way be for commercial purposes or made available through any media.
- share the link to our Fun Early Learning blog page where this printable can be downloaded.

You may not:

- download this file from any site other than FunEarlyLearning.com or our TPT store.
- link directly to this pdf. You may direct people to the Fun Early Learning web page where this pdf is located.
- claim this file as your own.
- alter this electronic file, whether it be deletion, addition, or any matter.
- sell or in any way profit from this electronic file.
- print this file and then sell that printed copy to others.
- store or distribute this file on any other website or another location where others are able to electronically retrieve it such as Dropbox, One Drive, Facebook, etc.).
- email or send this file in any way to anyone. They must download it themselves directly from our website.

Copyright

All Content included on this website, such as text, graphics, logos, images, and software, is the property of the Fun Early Learning or its Content suppliers and is protected by the U.S. and international copyright laws. The reproduction, modification, distribution, republication, display or performance of the Content on this website is strictly prohibited.

This file is for personal or classroom use only. It is not for commercial use. By using it, you agree that you will not copy or reproduce this file except for your own personal, non-commercial use.

Questions?

If you are unclear about our Terms of Use, we're happy to help! Please email us at info@FunEarlyLearning.com and ask before making a purchase or downloading if your intended use is not covered by what is written here. We'll do our best to respond promptly. 😊

Get our Full Back to School Bundle:

FUN EARLY Learning literacy / letters / sounds / writing / math

Back to School NO PREP Packet

www.FunEarlyLearning.com

School Counting in my In My Cool Let's Make Shapes Beginning Sound Find & Dot Mystery School Picture #2 School Word-a-Word

You May Also Enjoy:

Pre-K COMPLETE™ literacy / letters / sounds / writing

Mystery Letter Pictures NO PREP Bingo Dauber Activity

Pre-K / Kindergarten / RTI

FUN EARLY Learning literacy / letters / sounds

Sort It! Letter-Sound Correspondence

Pre-K / Kindergarten / RTI

Back to School Mystery Pictures

About:

Thank you so much for downloading this product! We hope it will be a great resource for you and that you will love it as much as we do! Please don't hesitate to contact us if you have any questions or concerns. We're here to help in any way we can.

Our Mystery School Pictures are a great way to work on number identification, fine motor skills, and matching! Children loving using bingo daubers to dab the different circles and solve the mystery of what the picture is! This is also a great way to work on hand-eye coordination and fine motor skills.

Prep:

Step 1: Print pages 5-7 in black and white. Pages 8-10 are the answer key and don't need to be printed unless you would like to.

Step 2: Grab [bingo daubers](#).

Step 3: Enjoy!

Directions:

Step 1: Read the key on the top of each page to know which color to dot each number. Then, search for those numbers in the picture and dot them with the corresponding color.

Step 2: Once you've completed the picture, write what it is on the line at the bottom.

Check out our website for more freebies, ideas and teaching tips!

www.FunEarlyLearning.com

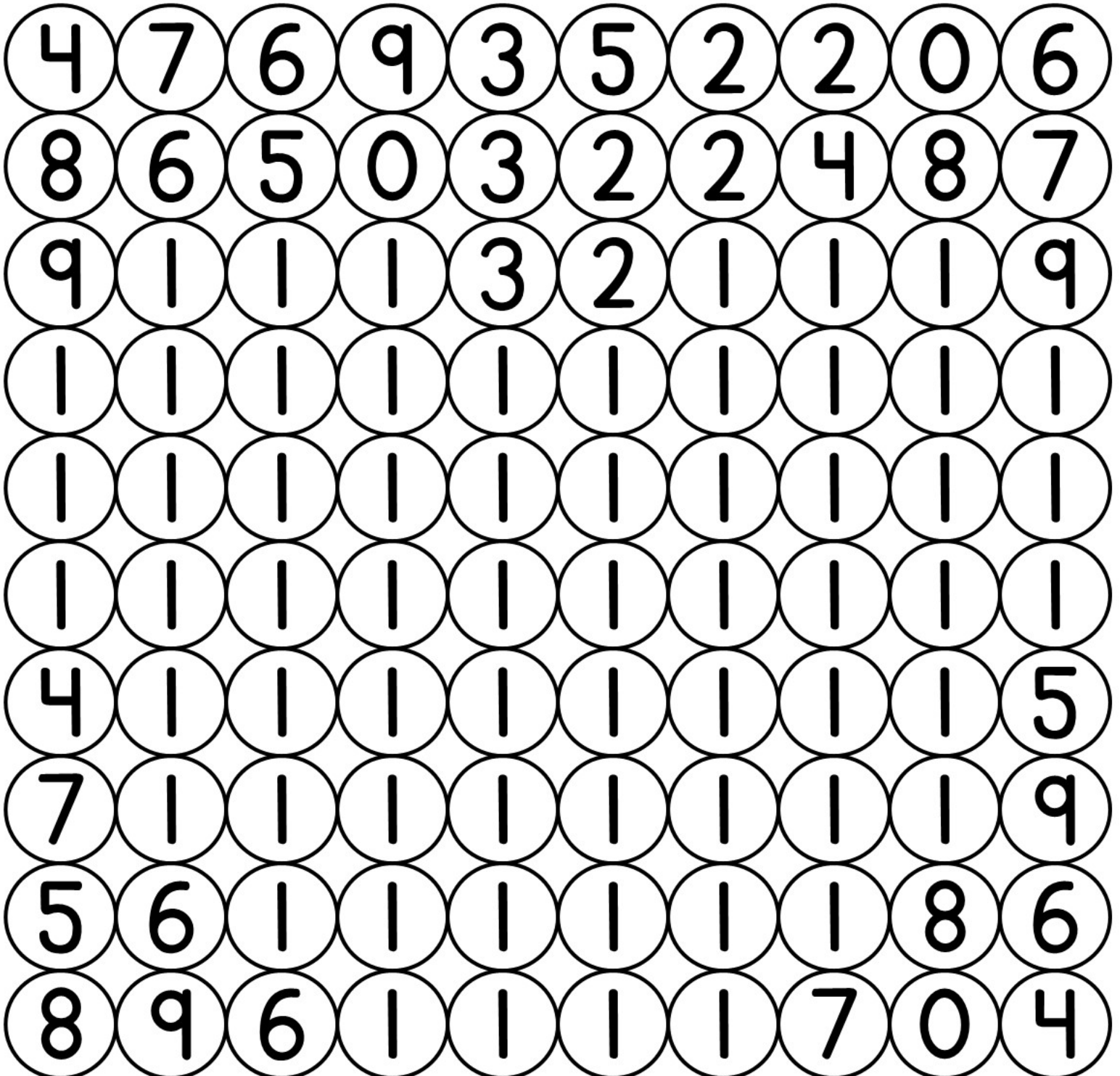
Name: _____

Mystery School Picture #1

1 = red

2 = green

3 = brown



What is it? _____


Name: _____

Mystery School Picture #2

1 = blue

2 = green

3 = brown



What is it? _____


Name: _____

Mystery School Picture #3

4 = yellow

5 = brown

6 = pink



What is it? _____


Name: _____

Mystery School Picture #1 Answer Sheet

1 = red

2 = green

3 = brown



What is it? apple

Name: _____

Mystery School Picture #2 Answer Sheet

1 = blue

2 = green

3 = brown



What is it? globe


Name: _____

Mystery School Picture #3 Answer Sheet

4 = yellow

5 = brown

6 = pink



What is it? pencil