































# Apraxia Roll & Repeat

FREE Speech Activity!

### Roll & Repeat - CVC













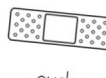












Directions: Roll the die. Color a word in that column and say its name as best as you can.

 handle	 happy	 hippo	 honey	 marble	 money
 needle	 beetle	 bottle	 bunny	 dino	 dirty
 happy	 hippo	 honey	 marble	 money	 muddy
 beetle	 bottle	 bunny	 dino	 dirty	 handle
 1	 2	 3	 4	 5	 6

© Fun Early Learning

### Roll & Repeat - VC

Roll the die. Color a word in that column and say its name as best as you can.

 ill	 owl	 go	 eat	 ant
 ape	 arch	 axe	 eel	 egg
 off	 on	 ouch	 out	 up
 arm	 ice	 eat	 eye	 in
 1	 2	 3	 4	 5

© Fun Early Learning



## Terms of Use:

### You may:

- download this file by visiting [FunEarlyLearning.com](http://FunEarlyLearning.com).
- save this file to your computer.
- print and use as many copies as you'd like for personal use in your classroom or at home where NO profit/money is made, and shall in no way be for commercial purposes or made available through any media.
- share the link to our Fun Early Learning blog page where this printable can be downloaded.

### You may not:

- download this file from any site other than [FunEarlyLearning.com](http://FunEarlyLearning.com).
- link directly to this pdf. You may direct people to the Fun Early Learning web page where this pdf is located.
- claim this file as your own.
- alter this electronic file, whether it be deletion, addition, or any matter.
- sell or in any way profit from this electronic file.
- print this file and then sell that printed copy to others.
- store or distribute this file on any other website or another location where others are able to electronically retrieve it (such as Dropbox, One Drive, Facebook, etc.).
- email or send this file in any way to anyone. They must download it themselves directly from our website.

## Copyright

All Content included on this website, such as text, graphics, logos, images, and software, is the property of the Fun Early Learning or its Content suppliers and is protected by the U.S. and international copyright laws. The reproduction, modification, distribution, republication, display or performance of the Content on this website is strictly prohibited.

**This file is for personal or classroom use only. It is not for commercial use. By using it, you agree that you will not copy or reproduce this file except for your own personal, non-commercial use.**

## Questions?

If you are unclear about our Terms of Use, we're happy to help! Please email us at [info@ FunEarlyLearning.com](mailto:info@FunEarlyLearning.com) and ask before making a purchase or downloading if your intended use is not covered by what is written here. We'll do our best to respond promptly. 😊

# Apraxia Roll & Repeat – VC, CV, CVC

## About:

Thank you so much for downloading this product! We hope it will be a great resource for you and that you will love it as much as we do! Please don't hesitate to contact us if you have any questions or concerns. We're here to help in any way we can.

Our Apraxia Roll & Repeat activity sheets focus on vowel-consonant, consonant-vowel, and consonant-vowel-consonant words. Each activity sheet focus on beginning words to help children struggling with speech.

*Please note the directions contain affiliate links.*

## Prep:

**Step 1:** Print pages 4-8 in black and white.

**Step 2:** Gather [1 die](#), [crayons](#) / [markers](#) / [colored pencils](#) / [bingo daubers](#).

**Step 3:** Enjoy!

## Directions:

**Step 1:** Roll the die and say what number it lands on.

**Step 2:** Look for that column that matches the number you rolled. Pick a word in that column and say it's name then color the pictures.




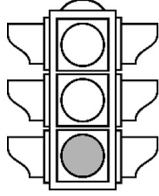



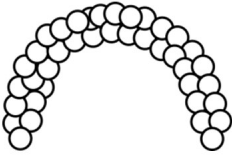
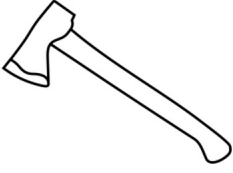
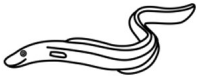
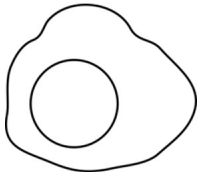





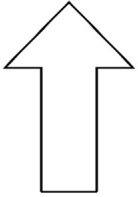


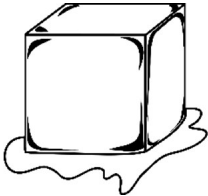









The goal is to say each word as best as possible. It is okay if children need to use approximations in the beginning. For example, needle may be said as 'nee-do', or paddle as pah-do. As children continue to practice each word, it will get easier for them to say and articulate.

**Check out our website for more freebies, ideas, and teaching tips!**

[www.FunEarlyLearning.com](http://www.FunEarlyLearning.com)







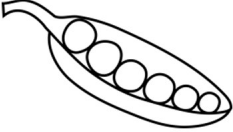























# Roll & Repeat - VC

Directions: Roll the die. Color a word in that column and say its name as best as you can.

 eight	 ill	 owl	 go	 eat	 ant
$2 + 2$ add	 ape	 arch	 axe	 eel	 egg
 oat	 off	 on	 ouch	 out	 up
 ant	 arm	 ice	 eat	 owl	 in
					









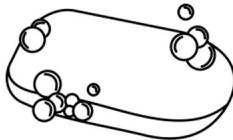







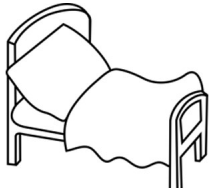











# Roll & Repeat - CV

Directions: Roll the die. Color a word in that column and say its name as best as you can.

 whoa	 boy	 moo	 paw	 saw	 shoe
 pea	 pie	 tea	 tie	 toe	 two
 dough	 hi	 knee	 me	 new	 no
 bay	 bee	 boo	 bow	 bye	 day
					

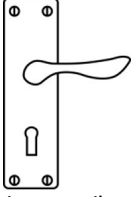





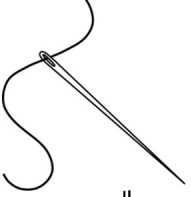
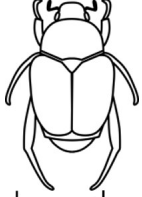







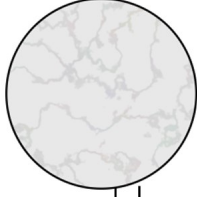


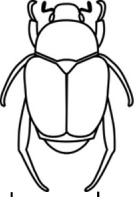




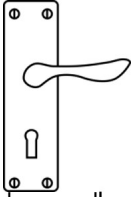






# Roll & Repeat - CVC

Directions: Roll the die. Color a word in that column and say its name as best as you can.

 boat	 bib	 dad	 mom	9 nine	 pop
 peep	 pig	 pop	 soap	 sock	 toot
 dog	 duck	 mom	9 nine	 noon	 nun
 bed	 bib	 bus	 cat	 cup	 dad
					


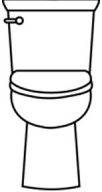

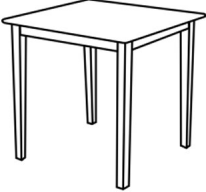










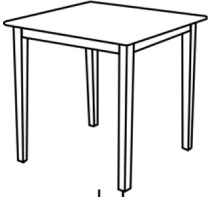


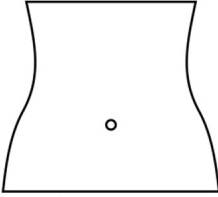






# Roll & Repeat - CVC

Directions: Roll the die. Color a word in that column and say its name as best as you can.

 handle	 happy	 hippo	 honey	 marble	 money
 needle	 beetle	 bottle	 bunny	 dino	 dirty
 happy	 hippo	 honey	 marble	 money	 muddy
 beetle	 bottle	 bunny	 dino	 dirty	 handle
					

# Roll & Repeat - CVC

Directions: Roll the die. Color a word in that column and say its name as best as you can.

 poodle	 potty	 puddle	 table	 teddy	 tuba
 tuna	 noodle	 paddle	 panda	 penny	 pony
 potty	 puddle	 table	 teddy	 tuba	 tummy
 noodle	 paddle	 panda	 penny	 pony	 poodle
